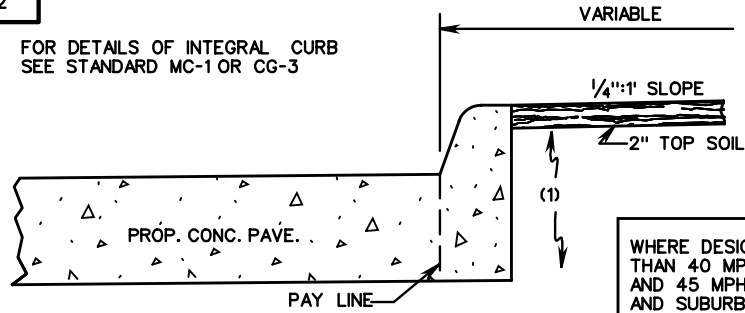
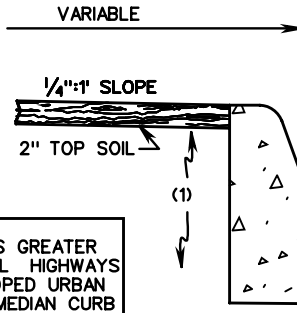


FOR DETAILS OF INTEGRAL CURB
SEE STANDARD MC-1 OR CG-3



HALF SECTION WITH PROP.
CONCRETE PAVEMENT

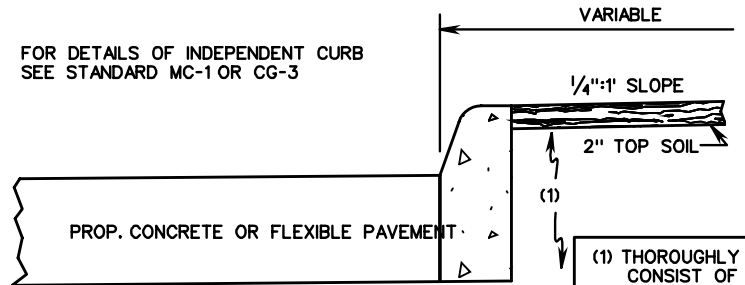


FOR DETAILS OF INTEGRAL CURB
SEE STANDARD MC-1 OR CG-3

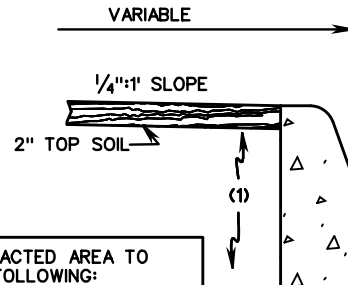
HALF SECTION WITH PROP. CONCRETE
BASE WITH ASPHALT TOP

WHERE DESIGN SPEED IS GREATER
THAN 40 MPH ON RURAL HIGHWAYS
AND 45 MPH IN DEVELOPED URBAN
AND SUBURBAN AREAS, MEDIAN CURB
IS TO BE IN ACCORDANCE WITH
STANDARD CG-3.

FOR DETAILS OF INDEPENDENT CURB
SEE STANDARD MC-1 OR CG-3



HALF SECTION WITH PROP. CONCRETE
OR FLEXIBLE PAVEMENT

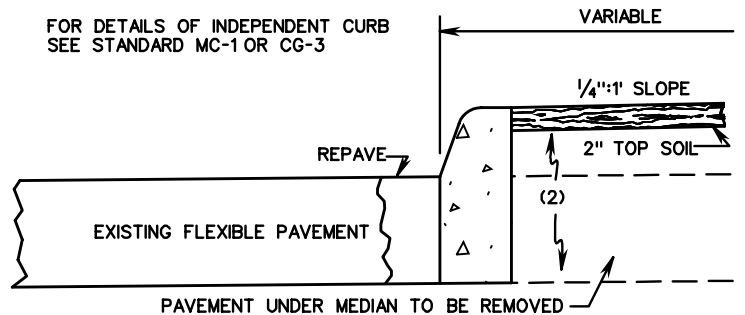


FOR DETAILS OF INDEPENDENT CURB
SEE STANDARD MC-1 OR CG-3

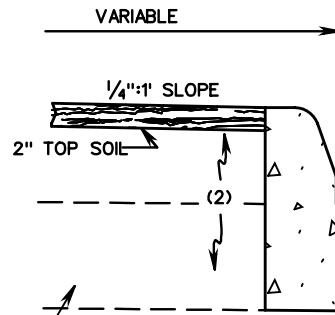
HALF SECTION WITH PROP. CONCRETE OR
FLEXIBLE BASE WITH ASPHALT TOP

(1) THOROUGHLY COMPACTED AREA TO
CONSIST OF THE FOLLOWING:
IN FILLS - REGULAR FILL MATERIAL
IN CUTS - UNDISTURBED EARTH AND
REGULAR FILL MATERIAL,
AS REQUIRED.
(2) THOROUGHLY COMPACTED AREA TO
CONSIST OF REGULAR FILL MATERIAL.

FOR DETAILS OF INDEPENDENT CURB
SEE STANDARD MC-1 OR CG-3



HALF SECTION WITH EXISTING FLEXIBLE
PAVEMENT



FOR DETAILS OF INDEPENDENT CURB
SEE STANDARD MC-1 OR CG-3

HALF SECTION WITH EXIST. FLEXIBLE BASE
WITH ASPHALT TOP

STANDARD RAISED GRASS MEDIAN STRIPS

VIRGINIA DEPARTMENT OF TRANSPORTATION

SPECIFICATION
REFERENCE

502