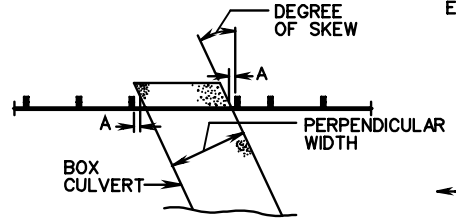


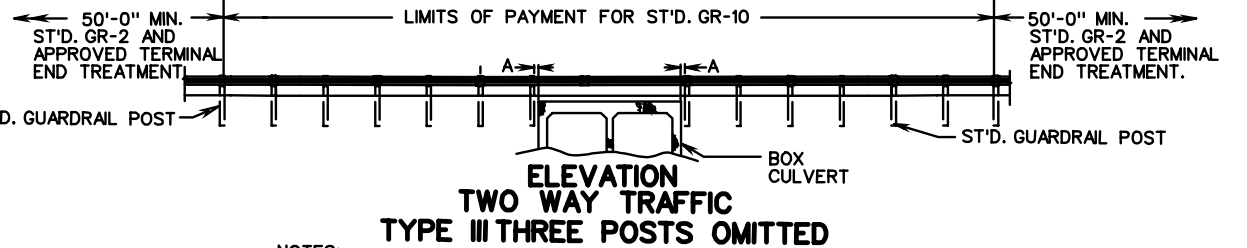
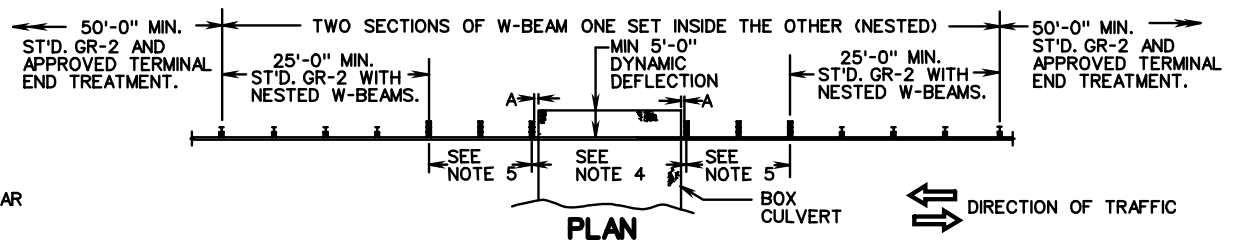
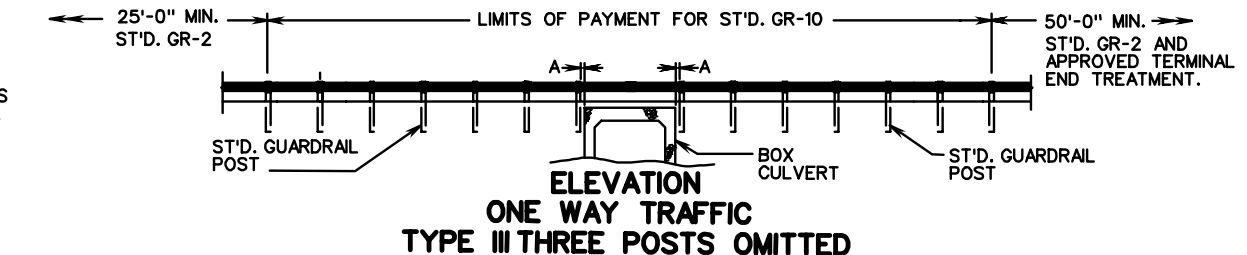
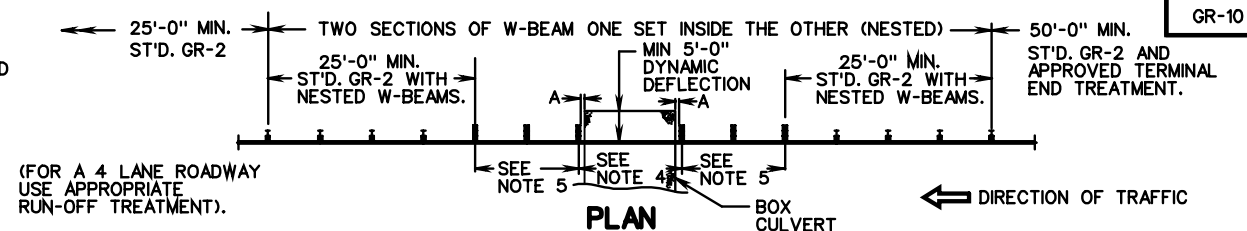
**CRT POST WITH DOUBLE BLOCKOUTS**



**THREE POSTS OMITTED TOP VIEW**

TYPE III-THREE POSTS OMITTED		
SKEW	A	MAX. PERPENDICULAR WIDTH (FEET)
0°	9"	23.00
5°	9"	22.90
10°	9"	22.60
15°	9"	22.10
20°	9"	21.40
25°	9"	20.60
30°	9"	19.60
35°	9"	18.40
40°	9"	17.10
45°	9"	15.60

"A" THE MINIMUM ALLOWABLE DISTANCE BETWEEN CLOSEST POINT OF POST TO STRUCTURE.



- NOTES:
1. THIS SHEET IS APPLICABLE WHEN GUARDRAIL IS REQUIRED AND THE DEPTH OF FILL ABOVE THE TOP SLAB OF THE BOX CULVERT IS LESS THAN 4'-0".
  2. GUARDRAIL INSTALLATION SHALL BE IN ACCORDANCE WITH SECTION 505 OF THE SPECIFICATIONS. MATERIAL REQUIREMENT FOR COMPONENTS SHALL BE IN ACCORDANCE WITH SECTION 221 OF THE SPECIFICATIONS.
  3. GUARDRAIL POST SPACING SHALL BE IN ACCORDANCE WITH STANDARD GR-2.
  4. TWO NESTED W-BEAM GUARDRAILS, SEE TABLE FOR ALLOWABLE WIDTHS (25'-0" MAXIMUM).
  5. TWO NESTED W-BEAM GUARDRAILS, CRT WOODPOST, 6'-3" SPACING, WITH TWO 6"x8"x14" WOOD OR RECYCLED MATERIAL BLOCKOUTS.
  6. ALL SPLICES IN NESTED W-BEAM SECTIONS MUST COINCIDE AT A COMMON POINT AND BE BOLTED TOGETHER USING ONE SET OF BOLTS AT EACH SPLICE.

SPECIFICATION REFERENCE
221 505

**GUARDRAIL AT LOW-FILL CULVERTS**

VIRGINIA DEPARTMENT OF TRANSPORTATION