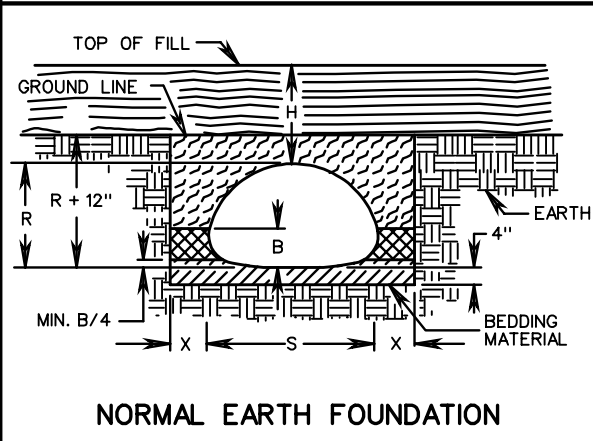
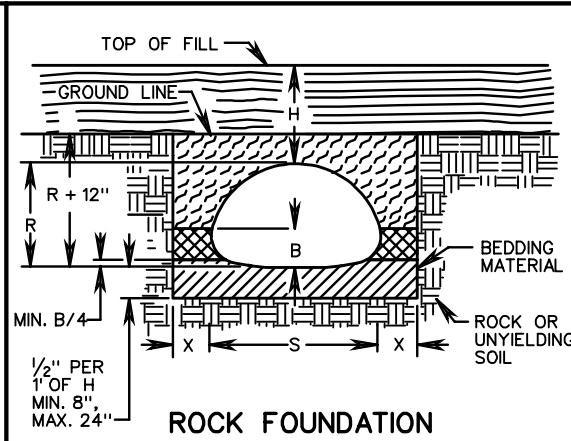


NO PROJECTION OF PIPE ARCH ABOVE GROUND LINE

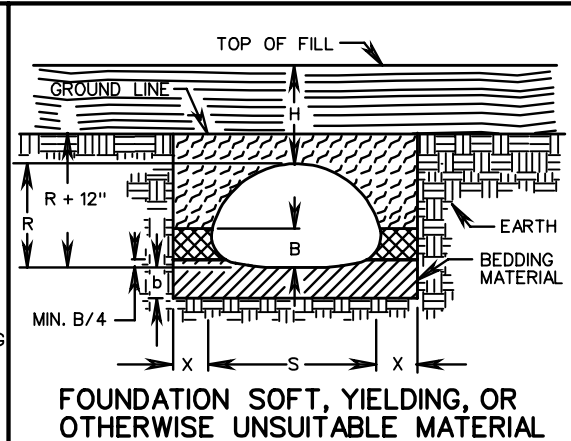
PB-1



NORMAL EARTH FOUNDATION

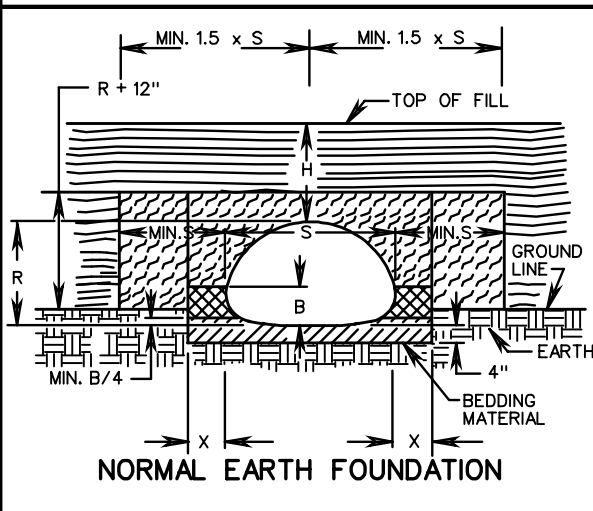


ROCK FOUNDATION

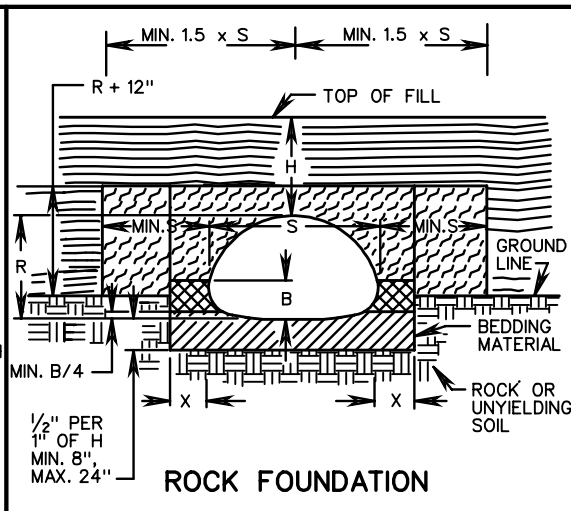


FOUNDATION SOFT, YIELDING, OR OTHERWISE UNSUITABLE MATERIAL

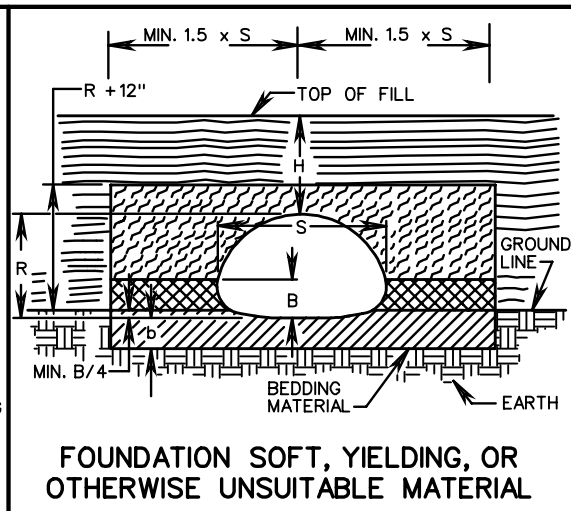
PIPE ARCH PROJECTION ABOVE GROUND LINE







NORMAL EARTH FOUNDATION



ROCK FOUNDATION



FOUNDATION SOFT, YIELDING, OR OTHERWISE UNSUITABLE MATERIAL

-  BEDDING MATERIAL IN ACCORDANCE WITH SECTION 302 OF THE ROAD AND BRIDGE SPECIFICATIONS.
-  CLASS I BACKFILL MATERIAL IN ACCORDANCE WITH SECTION 302 OF THE ROAD AND BRIDGE SPECIFICATIONS.
-  REGULAR BACKFILL MATERIAL IN ACCORDANCE WITH SECTION 302 OF THE ROAD AND BRIDGE SPECIFICATIONS.
-  EMBANKMENT

NOTE:

FOR GENERAL NOTES ON PIPE BEDDING, SEE INSTALLATION OF PIPE CULVERTS AND STORM SEWERS GENERAL NOTES ON SHEET 107.00.

CRUSHED GLASS CONFORMING TO THE SIZE REQUIREMENTS FOR CRUSHER RUN AGGREGATE SIZE 25 AND 26 MAY BE USED IN PLACE OF CLASS I BACKFILL.

SHEET 3 of 4

SPECIFICATION REFERENCE
302
303

INSTALLATION OF PIPE CULVERTS AND STORM SEWERS
PIPE ARCH BEDDING AND BACKFILL

VIRGINIA DEPARTMENT OF TRANSPORTATION

REV 8/07

107.03