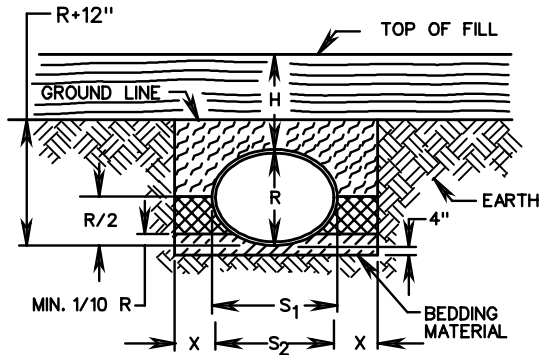
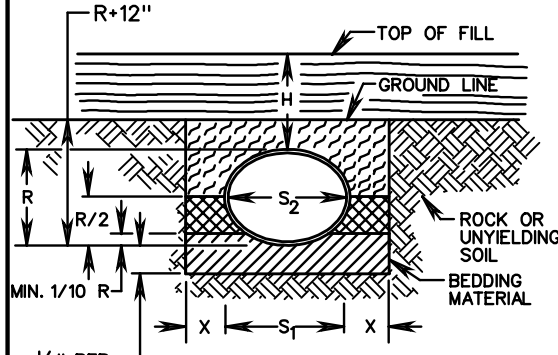


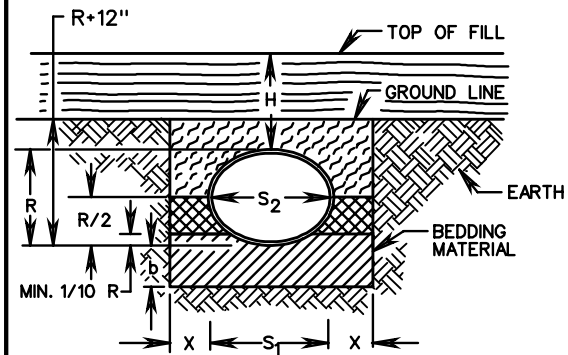
NO PROJECTION OF PIPE ABOVE GROUND LINE



NORMAL EARTH FOUNDATION

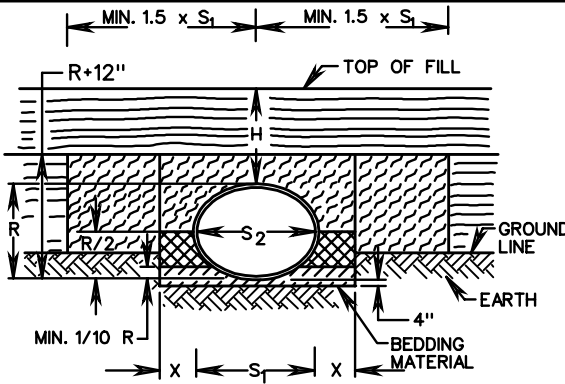


ROCK FOUNDATION
 $\frac{1}{2}$ " PER
 1" OF H
 MIN. 8"
 MAX. 24"

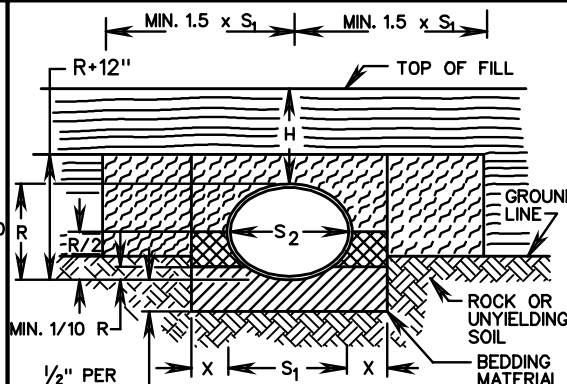


FOUNDATION SOFT, YIELDING, OR
 OTHERWISE UNSUITABLE MATERIAL

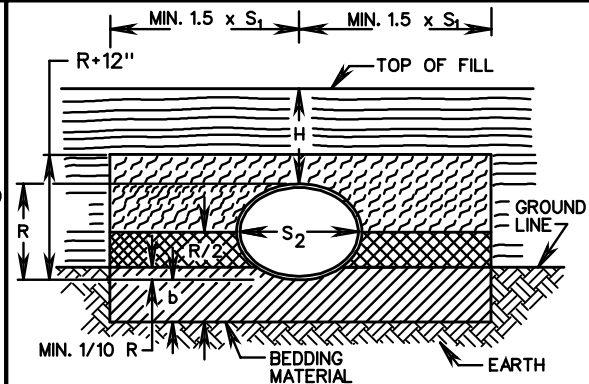
PIPE PROJECTION ABOVE GROUND LINE



NORMAL EARTH FOUNDATION



ROCK FOUNDATION
 $\frac{1}{2}$ " PER
 1" OF H
 MIN. 8"
 MAX. 24"



FOUNDATION SOFT, YIELDING, OR
 OTHERWISE UNSUITABLE MATERIAL



BEDDING MATERIAL IN ACCORDANCE WITH SECTION 302 OF THE ROAD AND BRIDGE SPECIFICATIONS.



REGULAR BACKFILL MATERIAL IN ACCORDANCE WITH SECTION 302 OF THE ROAD AND BRIDGE SPECIFICATIONS.



CLASS I BACKFILL MATERIAL IN ACCORDANCE WITH SECTION 302 OF THE ROAD AND BRIDGE SPECIFICATIONS.



EMBANKMENT

INSTALLATION OF PIPE CULVERTS AND STORM SEWERS
 ELLIPTICAL PIPE BEDDING AND BACKFILL - METHOD "A"