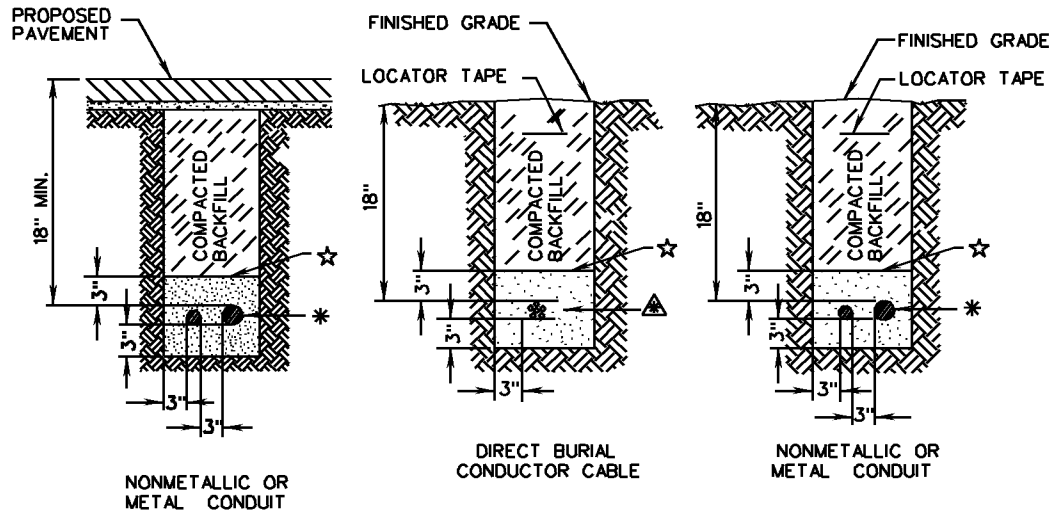


ECI-1



NON - PAVEMENT AND PROPOSED PAVEMENT AREA INSTALLATION

NOTES:

CONTRACTOR SHALL INSTALL A 4" MINIMUM TO 6" MAXIMUM WIDE RED PLASTIC LOCATOR TAPE 6" TO 8" BELOW FINISHED GRADE AND DIRECTLY ABOVE BURIED CONDUIT OR CONDUCTOR CABLES, EXCEPT UNDER PAVEMENT.

CONDUIT INSTALLED UNDER EXISTING OR PROPOSED ROADWAYS FOR DIRECT BURIED CABLES SHALL EXTEND 24" BEYOND THE PAVED SURFACE AND/OR SIDEWALK.

WHERE CONDUIT FOR POWER AND CONDUIT FOR COMMUNICATION ARE TO BE INSTALLED IN CLOSE PROXIMITY TO EACH OTHER, CONDUITS SHALL BE PLACED PARALLEL IN A COMMON TRENCH WITH NO LESS THAN 6" OF SEPARATION BETWEEN CONDUIT SYSTEMS.

☆ BACKFILL MATERIAL BELOW THIS LEVEL SHALL BE SANDY FILL (FREE OF ANY STONES, CINDERS, WOOD, ROOTS, DEBRIS, ETC.)

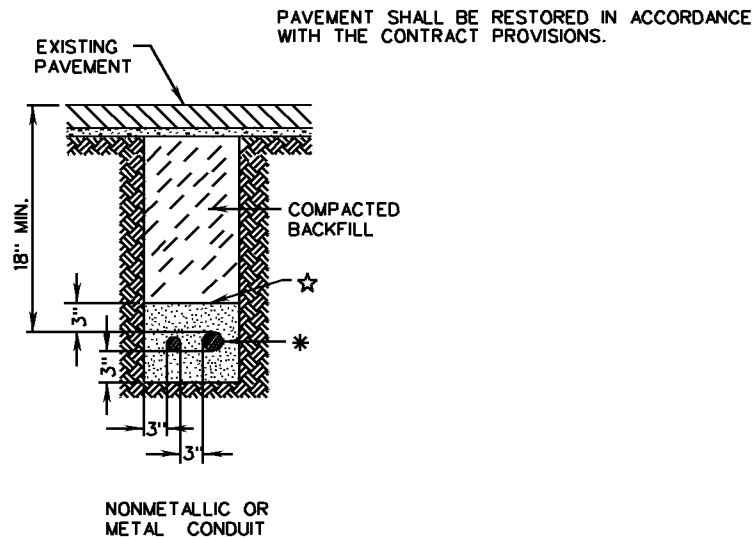
* ONE OR MORE CONDUITS AS REQUIRED.

▲ ONE OR MORE CONDUCTOR CABLES AS REQUIRED.

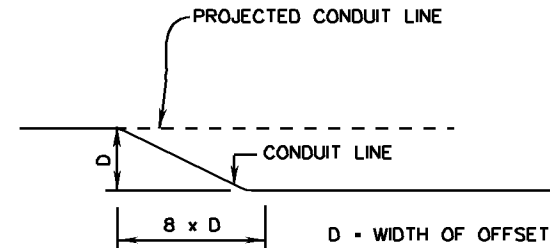
OFFSETTING OF CONDUIT MAY BE USED FOR TIEING INTO EXISTING CONDUIT SYSTEMS OR BYPASSING OBSTRUCTIONS AS DIRECTED BY THE ENGINEER.

WHEN OFFSETTING CONDUIT TO BYPASS AN OBSTRUCTION, THE CONDUIT SHALL MAINTAIN A MINIMUM CLEARANCE OF 12" FROM THE CLOSEST POINT OF THE OBSTRUCTION.

ECI-2



EXISTING PAVEMENT AREA INSTALLATION



METHOD OF OFFSETTING CONDUIT



ROAD AND BRIDGE STANDARDS

ELECTRICAL CONDUIT AND CONDUCTOR CABLE

SPECIFICATION REFERENCE

SHEET 1 OF 1

REVISION DATE

UNDERGROUND INSTALLATION

700

1318.10

06-15-2009

VIRGINIA DEPARTMENT OF TRANSPORTATION