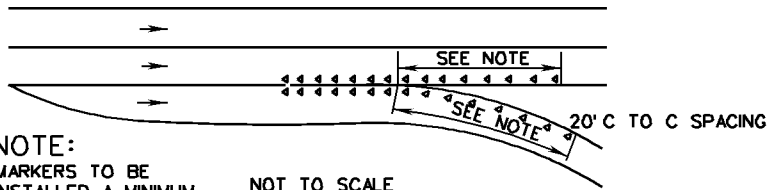
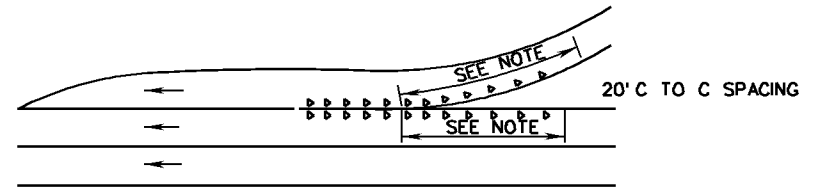


EXIT RAMP



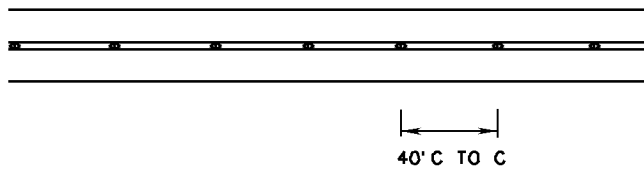
NOTE:
 MARKERS TO BE
 INSTALLED A MINIMUM
 OF 80' BEYOND
 PHYSICAL GORE.
 NOT TO SCALE

ENTRANCE RAMP

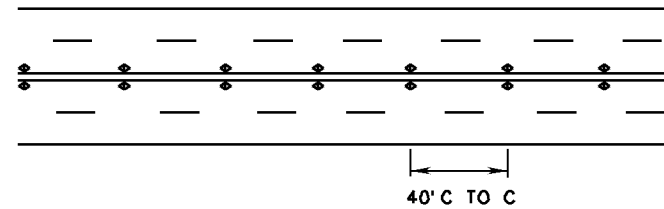


NOTE:
 MARKERS TO BE
 INSTALLED A MINIMUM
 OF 80' BEYOND
 PHYSICAL GORE.
 NOT TO SCALE

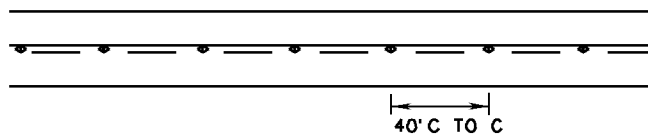
NO PASSING
 TWO-LANE




MULTI-LANE (3+ LANES)



PASSING ONE DIRECTION



PASSING TWO DIRECTIONS



SPECIFICATION
 REFERENCE

704

TYPICAL PAVEMENT MARKER
 LOCATION DETAILS
 VIRGINIA DEPARTMENT OF TRANSPORTATION

VDOT

ROAD AND BRIDGE STANDARDS

REVISION DATE

04/09

SHEET 1 OF 1

1330.90