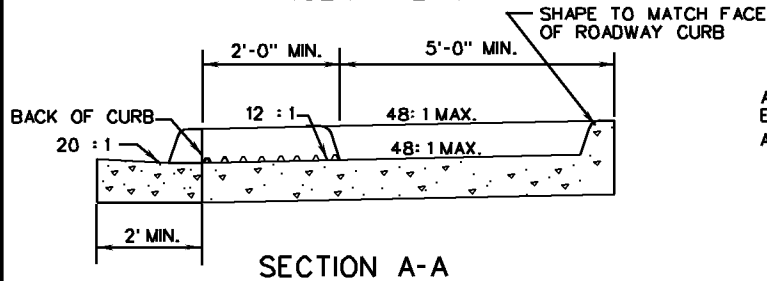
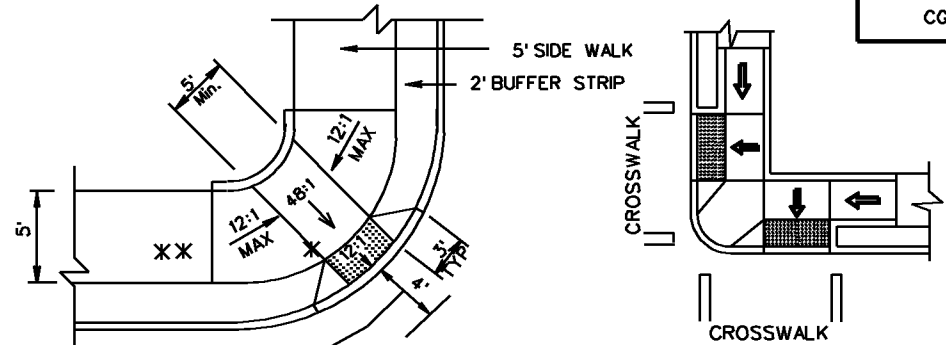


TANGENT PLAN

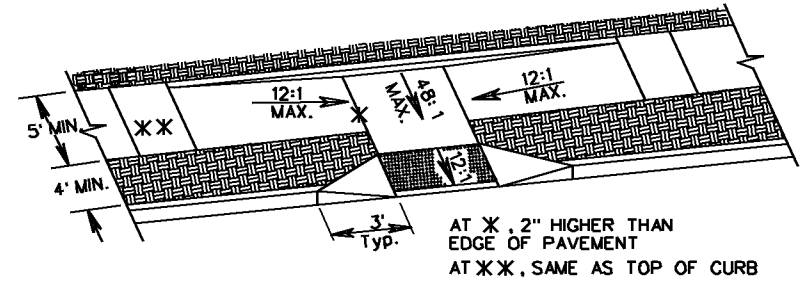


SECTION A-A

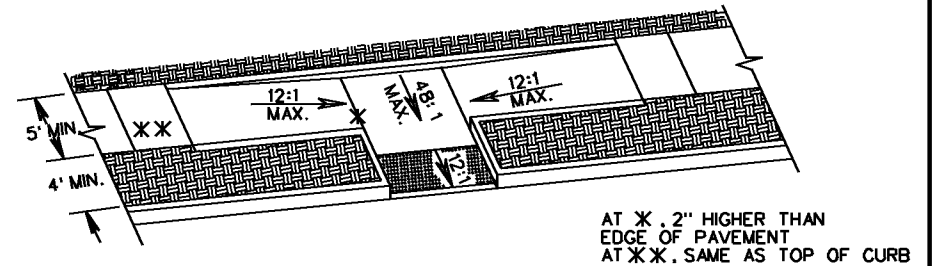


TYPICAL PLACEMENT AT INTERSECTION WITH BUFFER STRIP

AT * , 2" HIGHER THAN EDGE OF PAVEMENT
 AT *X* , SAME AS TOP OF CURB



AT * , 2" HIGHER THAN EDGE OF PAVEMENT
 AT *X* , SAME AS TOP OF CURB



AT * , 2" HIGHER THAN EDGE OF PAVEMENT
 AT *X* , SAME AS TOP OF CURB

TYPE C PARALLEL & PERPENDICULAR APPLICATION		
ROADWAY GRADE IN PERCENT	MINIMUM RAMP LENGTH IN FEET	
	4" CURB	6" CURB
0	2	4
1	2	5
2	3	5
3	3	6
4	4	8
5	5	10
6	7	14
7	13	15
8	15	15

THE REQUIRED LENGTH OF A PARALLEL RAMP IS LIMITED TO 15 FEET, REGARDLESS OF THE SLOPE.

NOTES: FOR GENERAL NOTES ON THE DETECTABLE WARNING SURFACE, SEE SHEET 1 OF 5.

THE SELECTION OF CURB TYPE AND THE CONFIGURATION OF THE BUFFER STRIP MAY VARY TO MEET EXISTING FIELD CONDITIONS AND ROADWAY GEOMETRICS PROVIDING THE DIMENSIONS AND SLOPES ARE AS NOTED.

THIS COMBINED (PARALLEL & PERPENDICULAR) DESIGN CAN BE USED WITH ADJOINING BUFFER STRIP. LANDING AT BOTTOM OF TWO SLOPING SIDES WITH 5' X 5' MIN. DIMENSIONS. THE SHORT PERPENDICULAR RUN TO THE STREET CAN BE PROTECTED BY A LANDSCAPED SETBACK OR CONNECTED TO THE SIDEWALK WITH A WARPED SURFACE.

SPECIFICATION REFERENCE

105
502

CG-12 DETECTABLE WARNING SURFACE

TYPE C (PARALLEL & PERPENDICULAR) APPLICATION

VIRGINIA DEPARTMENT OF TRANSPORTATION

VDOT

ROAD AND BRIDGE STANDARDS

REVISION DATE

10/09

SHEET 4 OF 5

203.08