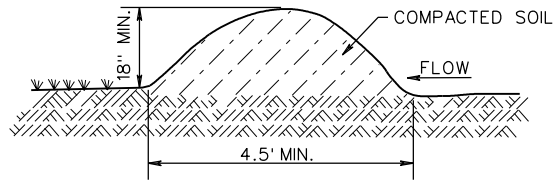
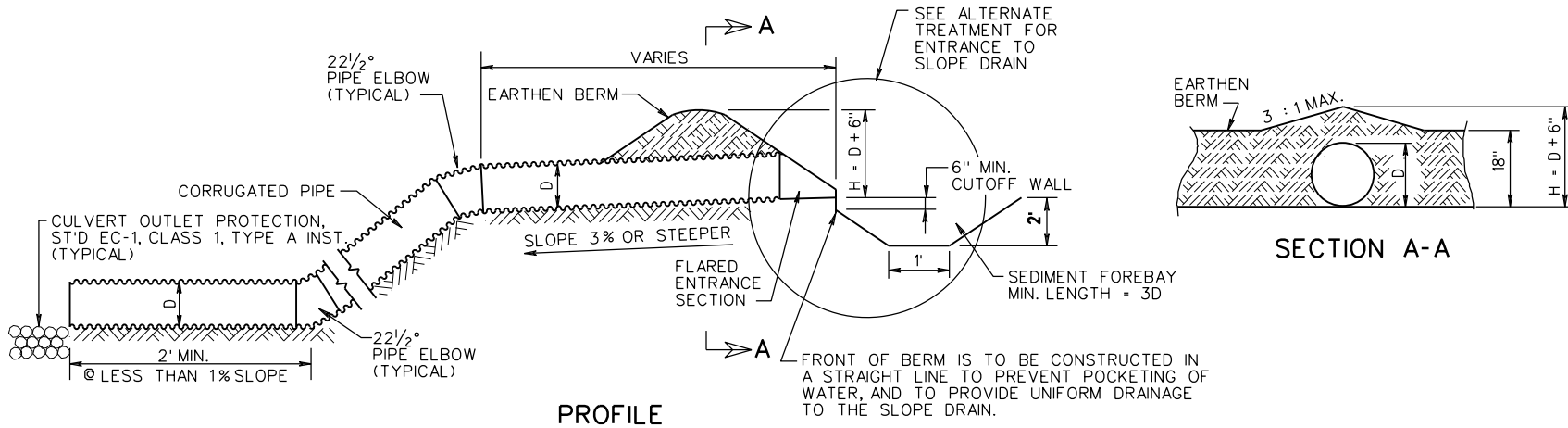


## TEMPORARY BERM & SLOPE DRAIN



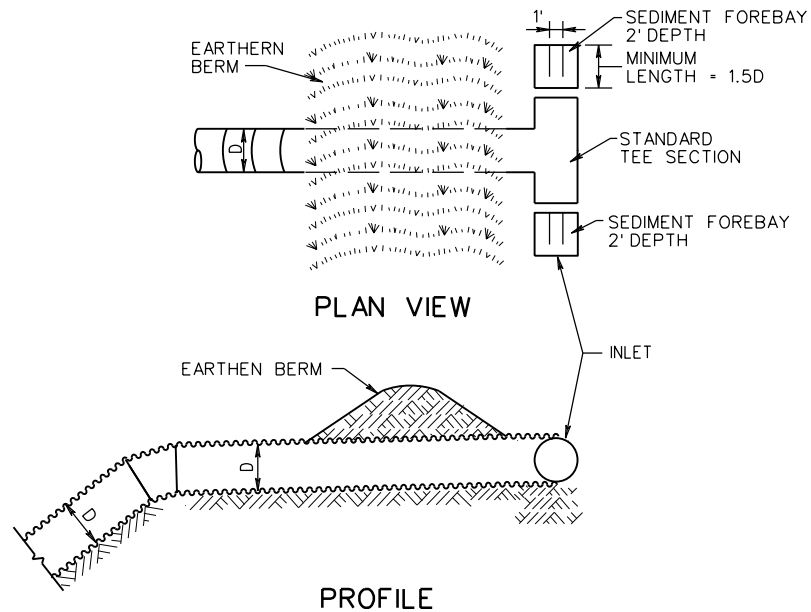
EARTHEN BERM SHALL BE INSTALLED IN ACCORDANCE WITH THE PLANS AND SPECIFICATIONS OR AS DIRECTED BY THE ENGINEER.

SIZE OF SLOPE DRAIN	
MAXIMUM DRAINAGE AREA (ACRES)	MINIMUM PIPE DIAMETER, D (IN.)
0.5	12
1.5	18
2.5	21
3.0	24

### NOTES

1. SLOPE DRAIN SHALL BE SECURELY STAKED TO THE SLOPE, AT 10' (OR LESS) INTERVALS.
2. THE SLOPE DRAIN SECTIONS SHALL BE SECURELY FASTENED TOGETHER AND HAVE WATER TIGHT FITTINGS.

### ALTERNATE ENTRANCE TREATMENT



TO BE PUBLISHED WITH THE JANUARY 2013 REVISION TO THE ROAD & BRIDGE STANDARDS



ROAD AND BRIDGE STANDARDS

## TEMPORARY BERM & SLOPE DRAIN

SPECIFICATION REFERENCE

SHEET 1 OF 1

REVISION DATE

VIRGINIA DEPARTMENT OF TRANSPORTATION

113.14

DRAFT

107  
303