

SURVEYED BY \_\_\_\_\_  
 SUPERVISED BY \_\_\_\_\_  
 DESIGNED BY \_\_\_\_\_

EXAMPLE OF A SIGN SCHEDULE


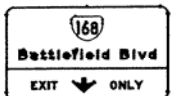


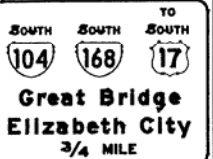

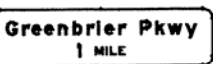



DESIGN FEATURES RELATING TO CONSTRUCTION OR TO REGULATION AND CONTROL OF TRAFFIC MAY BE SUBJECT TO CHANGE AS DEEMED NECESSARY BY THE DEPARTMENT



REVISED	FHWA REGION	STATE	FEDERAL AID PROJECT	ROUTE	STATE PROJECT	SHEET NO.

Section II - Signing

Appendix IIA-6

1 SIGN  
2 TEXT

TEXT NO.	TEXT	SIGN NO.	SIGN STRUCT. STD.	PANEL SIZE		LETTER TYPE	COLOR COMB.	STD. NO.	QUANTITY	SIGN AREA SQ. FT. EA	REMARKS
				W	H						
8		41,55,58,68,105	MBM	3'-0"	4'-0"	U	C-15 C-1	SPECIAL	5	12	41 - MEDIUM BARRIER MOUNTED 55 - MEDIUM BARRIER MOUNTED 58 - MEDIUM BARRIER MOUNTED 68 - MEDIUM BARRIER MOUNTED 105 - MEDIUM BARRIER MOUNTED FIGURE 41
16		13,18,79,82	O/H LOC.4 O/H LOC.5 O/H LOC.29 O/H LOC.30	19'-6"	11'-0"	L3	C-7 C-8	SPECIAL	4	2145	FIGURE 4
19		25,37,73	O/H LOC.6 O/H LOC.10 O/H LOC.26	14'-0"	8'-0"	L3	C-7	SPECIAL	3	112	FIGURE 7
27		43,80	O/H LOC.12 O/H LOC.29	15'-0"	2'-0"	L3	C-7	SPECIAL	2	30	FIGURE 35
39		74	O/H LOC.26	18'-0"	14'-6"	L3	C-7	SPECIAL	1	261	FIGURE 23
40		75	O/H LOC.26	15'-6"	13'-6"	L3	C-7 C-8	SPECIAL	1	20925	FIGURE 24
41		78	O/H LOC.29	20'-6"	5'-6"	L3	C-7	SPECIAL	1	11275	FIGURE 25
42		81,83,87,91,106	O/H LOC.29 O/H LOC.30 O/H LOC.32 O/H LOC.34 O/H LOC.35	15'-0"	2'-0"	L3	C-7	SPECIAL	5	30	FIGURE 37
49		39,76,77	O/H LOC.10 O/H LOC.28 O/H LOC.29	16'-0"	7'-6"			SPECIAL	3	120	VMS TYPE II - FLIP DISK WITH LED  FIGURE 44
57		104	VAC	4'-0"	5'-0"	U	C-8	W13-3	1	20	

TEXT NO.	TEXT	SIGN NO.	SIGN STRUCT. STD.	PANEL SIZE		LETTER TYPE	COLOR COMB.	STD. NO.	QUANTITY	SIGN AREA SQ. FT. EA	REMARKS
				W	H						
61		113,115,117,119,121, 123,125,127,129,131, 133,135,137,139,141, 143,145,147	MBM	3'-0"	3'-0"		C-21	R5-2	18	9	113 - MEDIUM BARRIER MOUNTED 115 - MEDIUM BARRIER MOUNTED 117 - MEDIUM BARRIER MOUNTED 119 - MEDIUM BARRIER MOUNTED 121 - MEDIUM BARRIER MOUNTED 123 - MEDIUM BARRIER MOUNTED 125 - MEDIUM BARRIER MOUNTED 127 - MOUNT ON UPRIGHT O/H STRUCT.LOC.7 129 - MEDIUM BARRIER MOUNTED 131 - MEDIUM BARRIER MOUNTED 133 - MEDIUM BARRIER MOUNTED 135 - MEDIUM BARRIER MOUNTED 137 - MEDIUM BARRIER MOUNTED 139 - MEDIUM BARRIER MOUNTED 141 - MEDIUM BARRIER MOUNTED 143 - MOUNT ON UPRIGHT O/H STRUCT.LOC.29 145 - MOUNT ON UPRIGHT O/H STRUCT.LOC.32 147 - MOUNT ON UPRIGHT O/H STRUCT.LOC.35
62		114,116,118,120,122, 124,126,128,130,132, 134,136,138,140,142, 144,146,148	MBM	3'-0"	1'-0"	U	C1	SPECIAL	18	3	114 - MEDIUM BARRIER MOUNTED 116 - MEDIUM BARRIER MOUNTED 118 - MEDIUM BARRIER MOUNTED 120 - MEDIUM BARRIER MOUNTED 122 - MEDIUM BARRIER MOUNTED 124 - MEDIUM BARRIER MOUNTED 126 - MEDIUM BARRIER MOUNTED 128 - MOUNT ON UPRIGHT O/H STRUCT.LOC.7 130 - MEDIUM BARRIER MOUNTED 132 - MEDIUM BARRIER MOUNTED 134 - MEDIUM BARRIER MOUNTED 136 - MEDIUM BARRIER MOUNTED 138 - MEDIUM BARRIER MOUNTED 140 - MEDIUM BARRIER MOUNTED 142 - MEDIUM BARRIER MOUNTED 144 - MOUNT ON UPRIGHT O/H STRUCT.LOC.29 146 - MOUNT ON UPRIGHT O/H STRUCT.LOC.32 148 - MOUNT ON UPRIGHT O/H STRUCT.LOC.35

ROADWAY SIGNING  
SIGN SCHEDULE

PLAN NO. A	PROJECT	FILE NO.	SHEET NO.
---------------	---------	----------	-----------