





















tedsigning

			
LBL LDR-E	LBL LDR-P	LBL SIGN	LBL SIGN-E
			
LGD REM-RELOC	LGD SIGNING	SHT SCHED-E	SHT SCHED-P
			
SHT SIGN SCHED	SIGN GM-E1	SIGN GM-E2	SIGN GM-E3
			
SIGN GM-P1	SIGN GM-P2	SIGN GM-P3	SS PANEL DETAILS
			
SS REMARKS	SS STRUCTURE ST'D	TERM INSIDE	TERM OUTSIDE