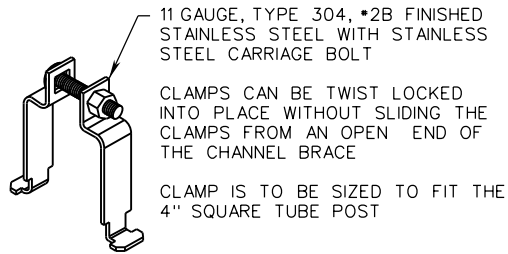
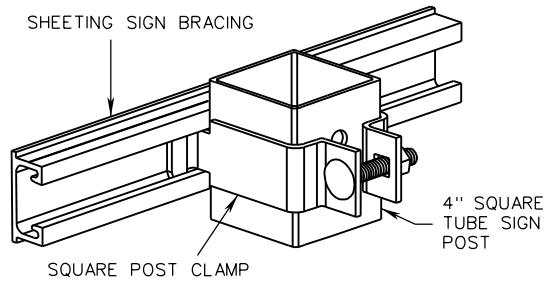
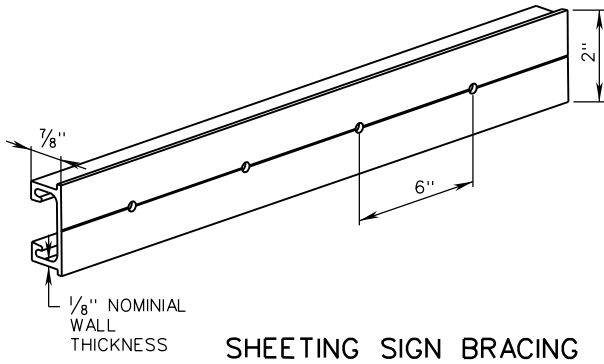
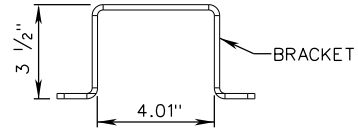
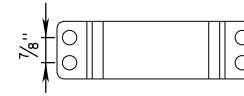


STP-2



SQUARE POST CLAMP DETAIL (METHOD A)



MATERIALS:

2" WIDE x 3/16" BRACKET. TYPE 304, #2B FINISHED STAINLESS STEEL BRACKET.

STAINLESS STEEL 3/4" - 16 x 2" T-HEAD BOLTS AND SERRATED FLANGE NUTS

ONE CLAMP REQUIRED FOR EACH BRACE TO POST JUNCTION.

SQUARE POST CLAMP DETAIL (METHOD B)

NOTES:

1. SEE SHEET 10 OF 10 FOR SIGN PANEL ATTACHMENT DETAILS.
2. ONE CLAMP REQUIRED FOR EACH BRACE-TO-POST JUNCTION.
3. STANDARD SPD-2 SIGNS WILL BE PERMITTED FOR STP-2 STRUCTURES



ROAD AND BRIDGE STANDARDS

SHEET 8 OF 10

REVISION DATE

1321.47

NEW 09/18

A COPY OF THE ORIGINAL SEALED AND SIGNED DRAWING IS ON FILE IN THE CENTRAL OFFICE.

**FOUR INCH SQUARE TUBE SIGN POST
SIGN BRACING DETAILS**

VIRGINIA DEPARTMENT OF TRANSPORTATION

SPECIFICATION REFERENCE

700