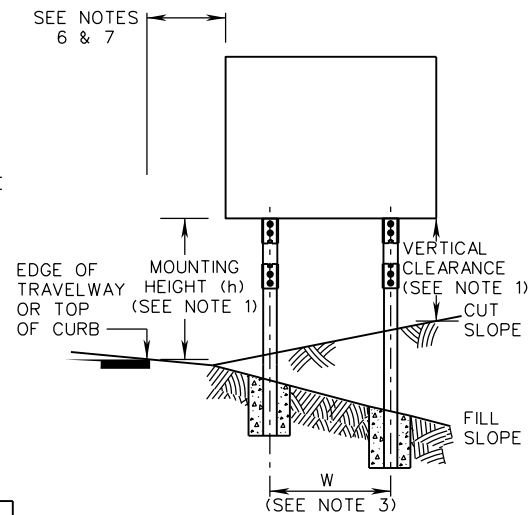
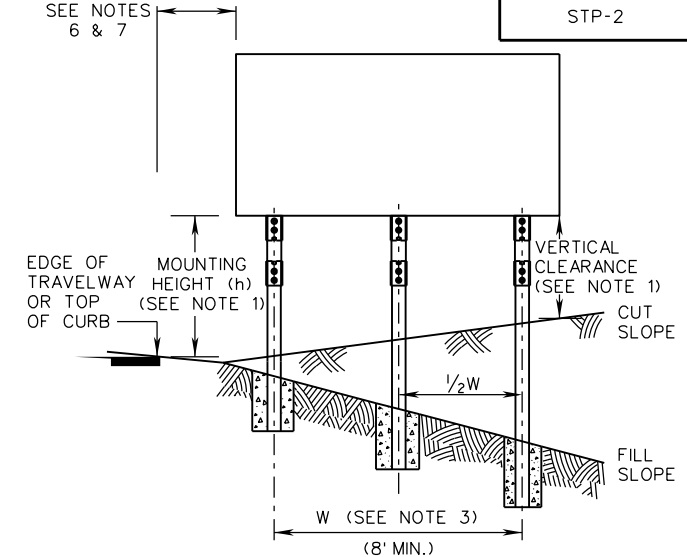


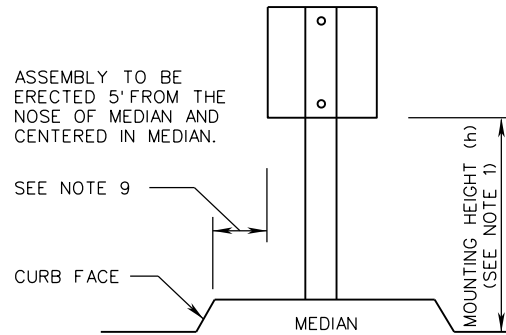
SINGLE POST INSTALLATIONS



TWO POST INSTALLATIONS



THREE POST INSTALLATIONS



SINGLE POST MEDIAN INSTALLATIONS

MINIMUM MOUNTING HEIGHT (h) (SEE NOTE 1)

SIGN TYPES	FREEWAYS, EXPRESSWAYS, AND FULL CONTROL ACCESS HIGHWAYS	OTHER HIGHWAYS	
		RURAL AREAS	NON-RURAL AREAS
PRIMARY	7'	5'	7'
SECONDARY SIGNS (SEE NOTE 2)	5'	4'	7'

NOTES:

- FOR ALL SIGNS:
 - MINIMUM MOUNTING HEIGHT (h) SHALL BE IN ACCORDANCE WITH THE "MINIMUM MOUNTING HEIGHT" TABLE ON THIS SHEET. MOUNTING HEIGHT IS MEASURED FROM THE ROADWAY ELEVATION AT THE EDGE OF THE TRAVEL WAY TO THE BOTTOM OF THE SIGN PANEL.
 - MAXIMUM MOUNTING HEIGHT (h) FOR THE BOTTOM-MOST SIGN PANEL(S) SHALL BE 8 FEET, EXCEPT WHEN NECESSARY TO ACHIEVE MINIMUM VERTICAL CLEARANCE BENEATH SIGN PANEL AS PER NOTE 1C.
 - MINIMUM VERTICAL CLEARANCE (DISTANCE BETWEEN BOTTOM OF SIGN PANEL AND FINISHED GRADE BENEATH THE PANEL) SHALL BE 7 FEET FOR ANY PORTION OF THE SIGN WITHIN THE CLEAR ZONE. THIS MINIMUM VERTICAL CLEARANCE MAY BE REDUCED TO 5 FEET FOR EITHER OF THE FOLLOWING CONDITIONS:
 - WHEN SIGNS OR PORTIONS OF SIGNS ARE LOCATED MORE THAN 10 FEET UP A CUT SLOPE GREATER THAN 3:1, OR
 - WHEN THE SIGN IS LOCATED AT LEAST THE MINIMUM DISTANCE BEHIND CURB, BARRIER, OR GUARDRAIL AS PER NOTES 6 AND 7.
- A SECONDARY SIGN IS CONSIDERED TO BE A SIGN MOUNTED BELOW ANOTHER SIGN, EXCEPT A ROUTE MARKER WITH AN AUXILIARY PLATE IS CONSIDERED TO BE A SINGLE SIGN. A SECONDARY SIGN SHALL NOT BE MOUNTED LOWER THAN 7 FEET ABOVE A PEDESTRIAN SIDEWALK OR PATHWAY IF IT WILL PROJECT INTO THE PEDESTRIAN FACILITY.

- $W = (0.60) \times (\text{SIGN PANEL WIDTH})$
- FOUR INCH SQUARE TUBE SIGN POST SHALL REQUIRE AN FHWA APPROVED BREAKAWAY SUPPORT SYSTEM CONFORMING TO MASH TESTING REQUIREMENTS FOR STRUCTURAL SUPPORTS FOR HIGHWAY SIGNS, LUMINARIES AND TRAFFIC SIGNALS.
- FOR SIGNS LOCATED IN AREAS WHERE PEDESTRIAN MOVEMENTS ARE LIKELY TO OCCUR OR ON-STREET PARKING IS PERMITTED, THE HEIGHT FROM THE LOWEST PORTION OF THE SIGN PANEL TO THE FINISHED SURFACE SHALL HAVE A MINIMUM CLEARANCE OF 7 FEET.
- THE LATERAL CLEARANCE TO THE SIGN PANEL SHALL BE A MINIMUM OF 2 FEET FROM THE FACE OF CURB OR 4 FEET FROM FACE OF BARRIER, IF PRESENT.
- UNLESS OTHERWISE APPROVED BY THE ENGINEER, SIGNS PLACED BEHIND GUARDRAIL SHALL BE LOCATED SUCH THAT THE NEAR SIDE EDGE OF THE SIGN PANEL IS OUTSIDE OF THE GUARDRAIL DEFLECTION DISTANCE.
- FOR SIGNS AT INTERCHANGE EXIT RAMP, REFER TO STANDARD ISD-1.
- 2' MINIMUM FOR MEDIANS OVER 10' IN WIDTH. 12" MINIMUM FOR MEDIANS 10' OR LESS IN WIDTH UNLESS SHOWN OTHERWISE IN THE CONTRACT DOCUMENTS.

SPECIFICATION REFERENCE
700

A COPY OF THE ORIGINAL SEALED AND SIGNED DRAWING IS ON FILE IN THE CENTRAL OFFICE.

FOUR INCH SQUARE TUBE SIGN POST

MASH APPROVED DESIGN

VIRGINIA DEPARTMENT OF TRANSPORTATION

VDOT	
ROAD AND BRIDGE STANDARDS	
REVISION DATE NEW 09/18	SHEET 1 OF 10 1321.40