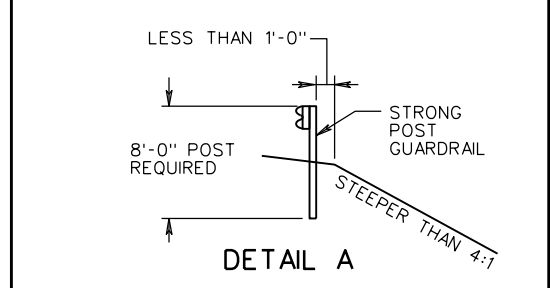
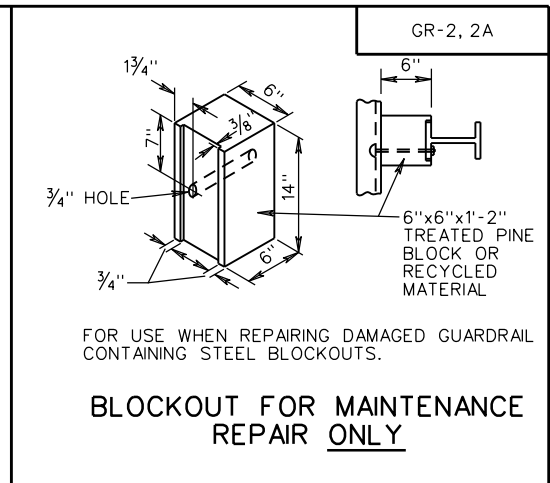
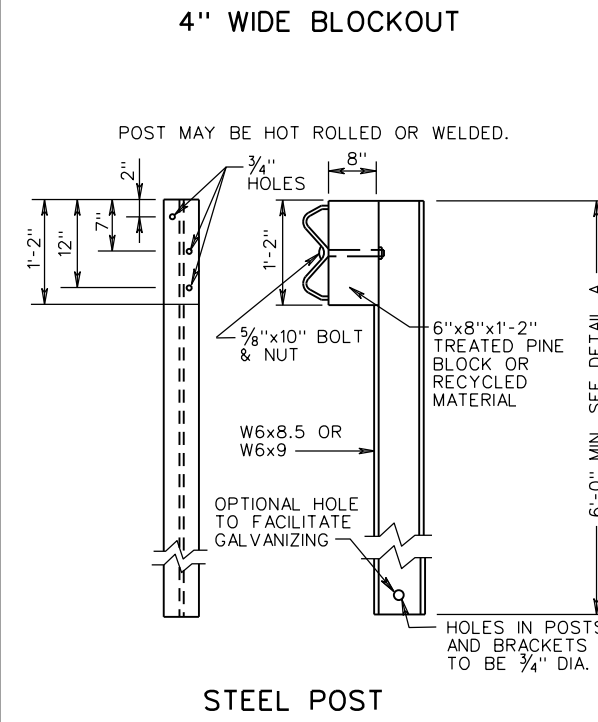
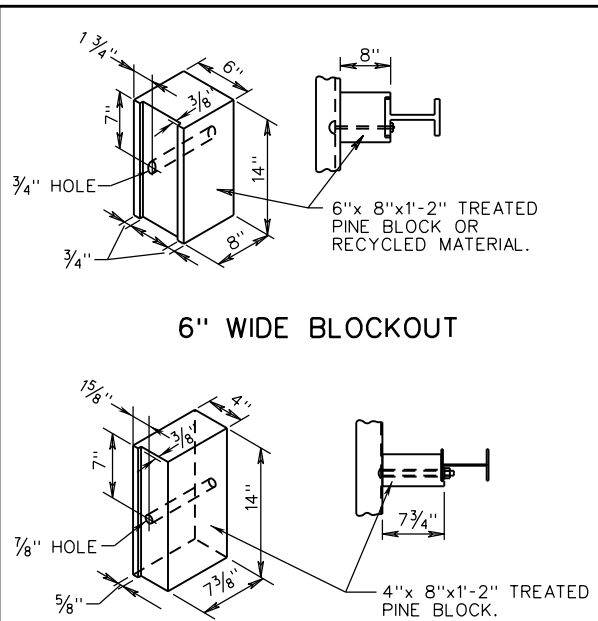
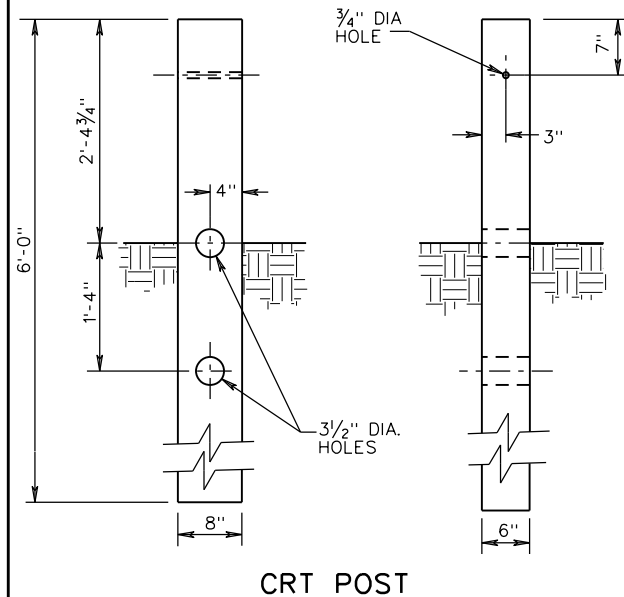


THE CRT POST IS FOR USE WITH THE STANDARD GR-10 TYPE III OR WHERE SPECIFIED BY THE ENGINEER IN THE PLANS.



GUARDRAIL INSTALLATION SITES REQUIRING LONGER GUARDRAIL POSTS

- NOTES:
1. ALL BOLTS, NUTS, WASHERS, AND OTHER STEEL ITEMS ARE TO BE GALVANIZED.
 2. ALTERNATE TYPE POSTS AND BLOCKOUT MAY BE INTERCHANGED ON ANY ONE PROJECT WITH THE RESTRICTION THAT THE SAME TYPE OF POST AND BLOCKOUT MUST BE USED IN ANY SINGLE RUN OF GUARDRAIL.
 3. FOR DETAILS OF GUARDRAIL ELEMENT SPLICE JOINT, HARDWARE, ETC. SEE SHEET NOS. 501.01 AND 501.02.
 4. DRIVE NAIL ON BOTH SIDES WITHIN 2" OF THE TOP OR BOTTOM OF BLOCKOUT AFTER 5/8" x 18 BOLT IS INSTALLED.

SPECIFICATION REFERENCE
221
236
505

A COPY OF THE ORIGINAL SEALED AND SIGNED DRAWING IS ON FILE IN THE CENTRAL OFFICE.

STANDARD BLOCKED-OUT W-BEAM GUARDRAIL

(STRONG POST SYSTEM, POST AND BLOCKOUT DETAILS)

VIRGINIA DEPARTMENT OF TRANSPORTATION

VDOT	
ROAD AND BRIDGE STANDARDS	
REVISION DATE	SHEET 2 OF 2
08/14	501.05