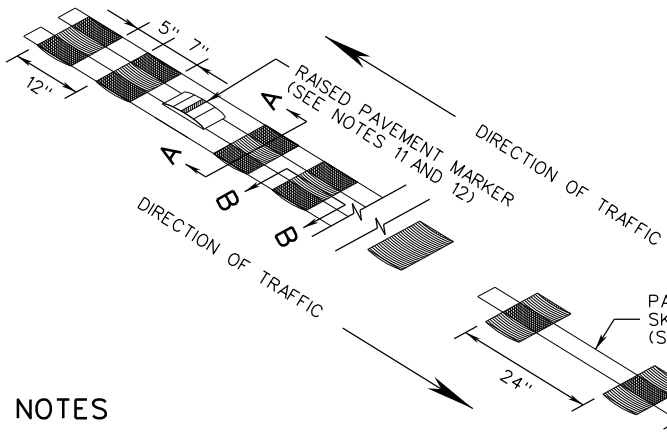
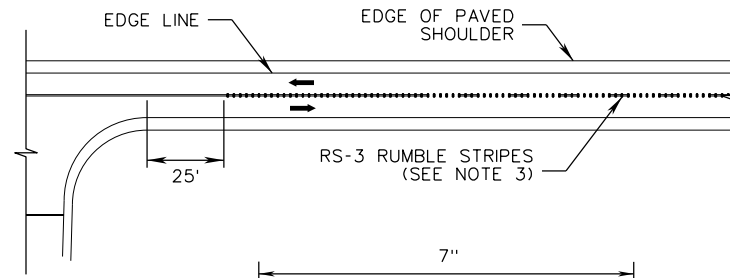
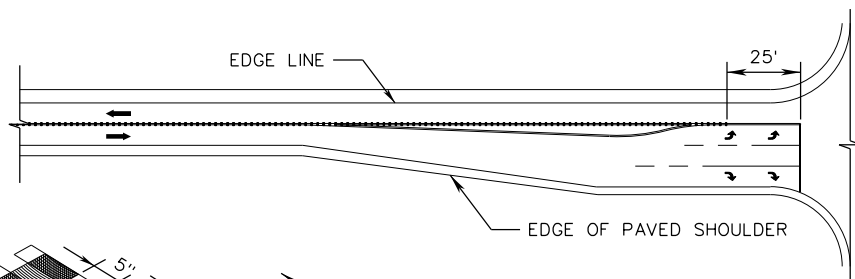
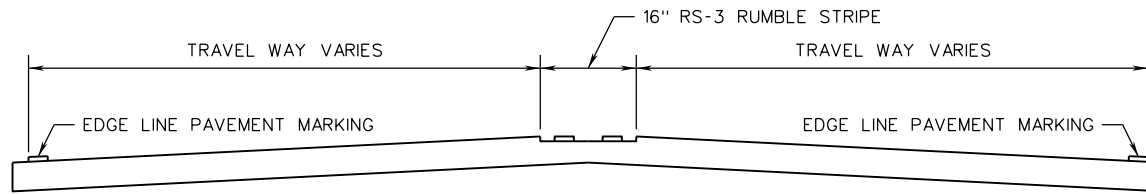
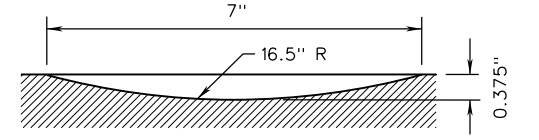


2016 ROAD & BRIDGE STANDARDS

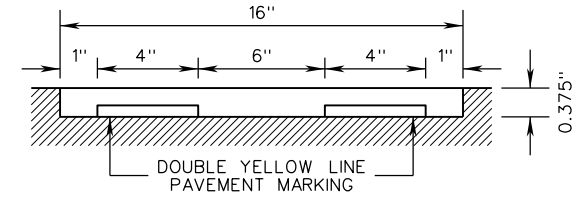
RS-3



PLAN VIEW
PUBLIC ROADWAY OR COMMERCIAL ENTRANCE



RUMBLE GROOVE SECTION B-B



CENTER LINE STRIPE SECTION A-A

NOTES

- CENTER LINE RUMBLE STRIPES SHALL BE MILLED-IN CONTINUOUSLY FOLLOWING THE PLANS OR AS DIRECTED BY THE ENGINEER.
- CENTER LINE RUMBLE STRIPES SHALL NOT BE INSTALLED ON SUBDIVISION STREETS OR IN NARROW UNMARKED ROAD SECTIONS WITHOUT PAVEMENT MARKINGS.
- CENTER LINE RUMBLE STRIPES SHALL NOT BE INSTALLED IN PASSING ZONES EXCEPT WHEN SPECIFIED WITH 12 OR 24 INCH SPACING IN THE CONTRACT DOCUMENTS OR AS DIRECTED BY THE REGIONAL TRAFFIC ENGINEER.
- CENTER LINE RUMBLE STRIPES SHALL NOT BE INSTALLED WITHIN THE LIMITS OF BRIDGES DRAINAGE APRONS, RAIL GRADE CROSSINGS, MARKED CROSSWALKS OR CENTER TWO-WAY TURN LANES, UNLESS DIRECTED BY THE ENGINEER.
- CENTER LINE RUMBLE STRIPES SHALL NOT BE PLACED WITHIN 25 FEET OF ANY PUBLIC ROADWAY OR COMMERCIAL DRIVEWAY TAPER OR TURN RADIUS.
- WHERE A LEFT-TURN LANE IS MARKED, THE CONTINUOUS CENTER LINE RUMBLE STRIPES SHALL FOLLOW THE DOUBLE YELLOW MARKINGS OF THE OPPOSING LANES AND SHALL STOP 25 FEET FROM THE RADIUS POINT OF THE INTERSECTING DRIVEWAY OR ROADWAY.
- ALL MATERIAL MILLED TO FORM THE RUMBLE STRIPE SHALL BE THOROUGHLY REMOVED, DISPOSED OF IN A LOCATION APPROVED BY THE ENGINEER, AND SWEEPED CLEAN OF DUST.
- MILLING INTO EXISTING AND NEW PAVEMENTS SHALL BE IN ACCORDANCE WITH VDOT SPECIFICATIONS, SUPPLEMENTAL SPECIFICATIONS AND SPECIAL PROVISIONS. OVERSPRAY OF LIQUID ASPHALT COATING (EMULSION) SHALL NOT EXTEND MORE THAN 2 INCHES BEYOND THE WIDTH OF GROOVE AND/OR SHALL NOT COME IN CONTACT WITH PAVEMENT MARKINGS.
- TEMPORARY PAVEMENT MARKINGS OR MARKERS SHALL BE INSTALLED IF PERMANENT MARKINGS CANNOT BE INSTALLED IN ACCORDANCE WITH TIME LIMITS SPECIFIED IN SECTION 704 OF THE SPECIFICATIONS AND AT THE DIRECTION OF THE ENGINEER.
- PAVEMENT MARKINGS AND MARKERS SHALL BE PLACED AT TIMES AND LOCATIONS IN ACCORDANCE WITH THE CURRENT VDOT STANDARDS, CONTRACT DOCUMENTS, VIRGINIA SUPPLEMENT TO THE MUTCD, AND AS DIRECTED BY THE ENGINEER.
- WHEN SPECIFIED ON THE PLANS OR DIRECTED BY THE ENGINEER, RAISED PAVEMENT MARKERS SHALL BE INSTALLED WITH THE CENTER LINE RUMBLE STRIPES IN ACCORDANCE WITH STANDARD PM-8 FOR THE TYPE OF INSTALLATION SPECIFIED.
- TWO CONSECUTIVE GROOVES FOR THE CENTER LINE RUMBLE STRIPES SHALL BE OMITTED AT THE LOCATION OF THE TYPE C OR D SINGLE RAISED PAVEMENT MARKER TO FACILITATE INSTALLATION.

VDOT	
ROAD AND BRIDGE STANDARDS	
SHEET 1 OF 1	REVISION DATE
304.02	07/16

A COPY OF THE ORIGINAL SEALED AND SIGNED STANDARD DRAWING IS ON FILE IN THE CENTRAL OFFICE

CENTER LINE RUMBLE STRIPES

VIRGINIA DEPARTMENT OF TRANSPORTATION

SPECIFICATION REFERENCE
310 315