PR-2

FOR X AND Y DIM. SEE ST'D. PR-2 SHEET 3 OF 5

⊛ JT. SEALANTS TO BE IN ACCORDANCE WITH DETAILS ON ST'D. PR-2 SHEET 3 OF 5

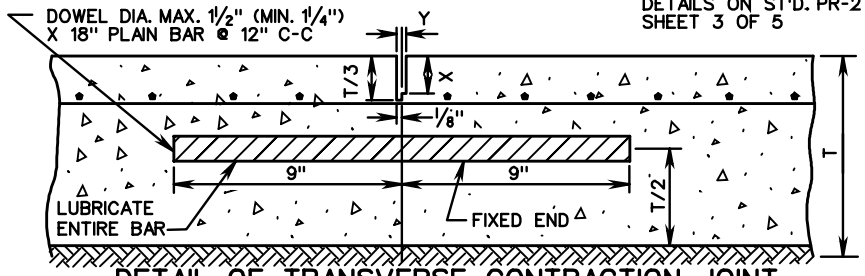

DETAIL OF TRANSVERSE CONTRACTION JOINT

⊛ SEAL WITH AN APPROVED JOINT SEALANT. A BAND BREAKING MATERIAL IS TO BE PROVIDED BETWEEN THE JOINT FILLER AND SEAL.

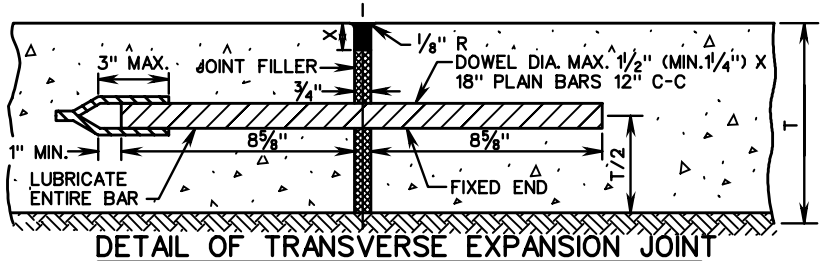

DETAIL OF TRANSVERSE EXPANSION JOINT

FOR X AND Y DIMENSIONS SEE STANDARD PR-2 SHEET 3 OF 5.

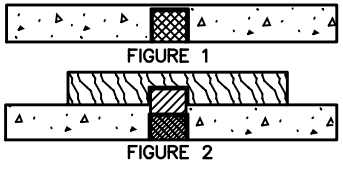

FIGURE 1

FIGURE 2

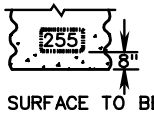

SMOOTH SURFACE TO BE STEEL TROWELED 8" IN FROM THE EDGE OF PAVEMENT EVERY 500', AND STATION NUMBER STAMPED INTO IT. THE DATE IS TO BE SHOWN IN A SIMILAR MANNER AT THE BEGINNING OF EACH DAYS POUR.

BOTH OUTSIDE EDGES OF DIVIDED HIGHWAY TO BE STAMPED. ONE EDGE OF UNDIVIDED HIGHWAYS WHERE FEASIBLE.

METHOD OF FINISHING AT EXPANSION JOINTS

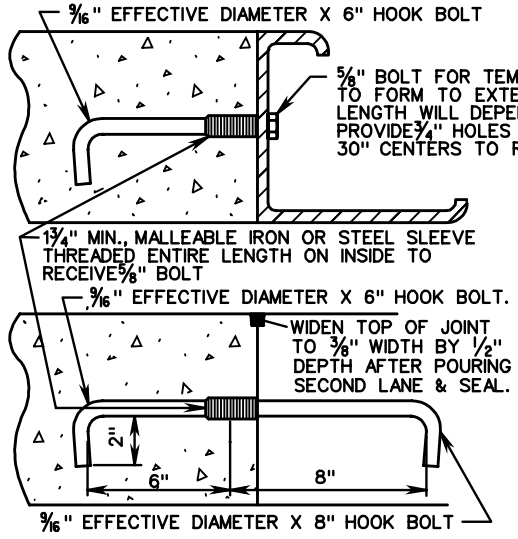

NOTE:
9/16" EFFECTIVE DIAMETER HOOK BOLTS TO BE 9/16" DIAMETER STOCK FOR ROLLED THREADS AND 5/8" DIAMETER STOCK FOR CUT THREADS O.D. OF THREADED PORTION TO BE 5/8".

ANY SIMILAR DEVICE OF EQUAL STRENGTH WILL BE ACCEPTED IF APPROVED BY THE ENGINEER.

NOTE:
#5 X 2'-6" DEFORMED TIE BARS AT 30" C-C MAY BE USED IN LIEU OF HOOK BOLTS.

DETAIL OF LONGITUDINAL JOINT HOOK BOLTS

SHOWING PAVEMENT POURED IN SINGLE LANES

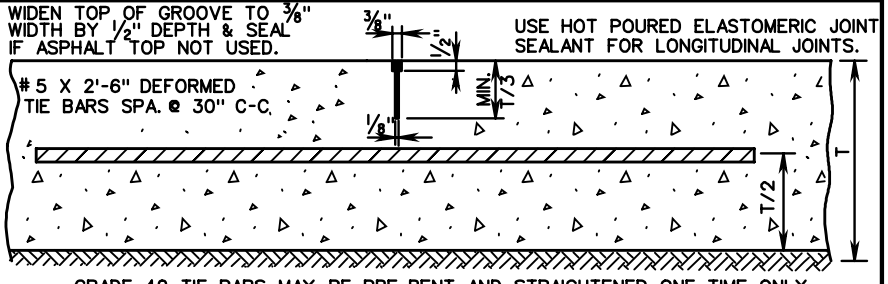

GRADE 40 TIE BARS MAY BE PRE-BENT AND STRAIGHTENED ONE TIME ONLY FOR MULTI-LANE CONSTRUCTION IN ACCORDANCE WITH SPECIFICATIONS.

DETAIL OF LONGITUDINAL JOINT TIE BARS

SHOWING ADJACENT LANES POURED SIMULTANEOUSLY

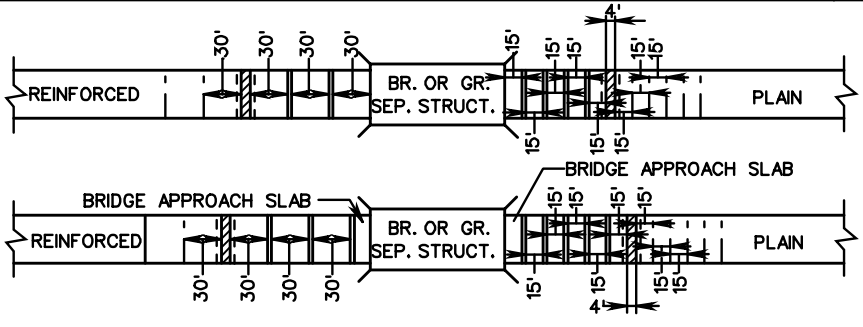

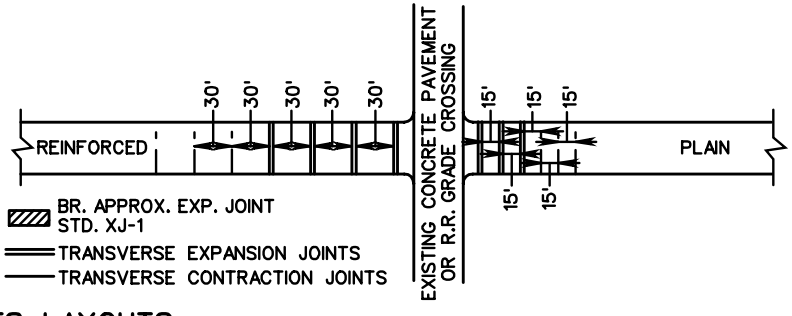

DETAILS OF JOINTS LAYOUTS

(FOR USE WHEN COVERED ON JOINT LAYOUTS IN PLANS)

VDOT
ROAD AND BRIDGE STANDARDS

SHEET 2 OF 5 | REVISION DATE
301.02

PLAIN AND REINFORCED CONCRETE PAVEMENT

(SHOWING REINFORCEMENT, LONGITUDINAL AND TRANSVERSE JOINTS)

VIRGINIA DEPARTMENT OF TRANSPORTATION

SPECIFICATION REFERENCE
316