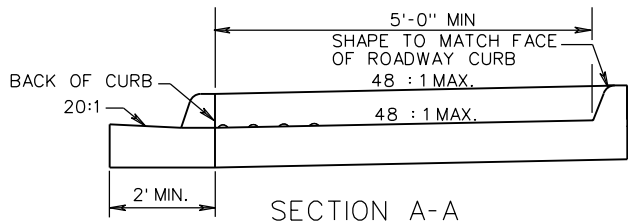
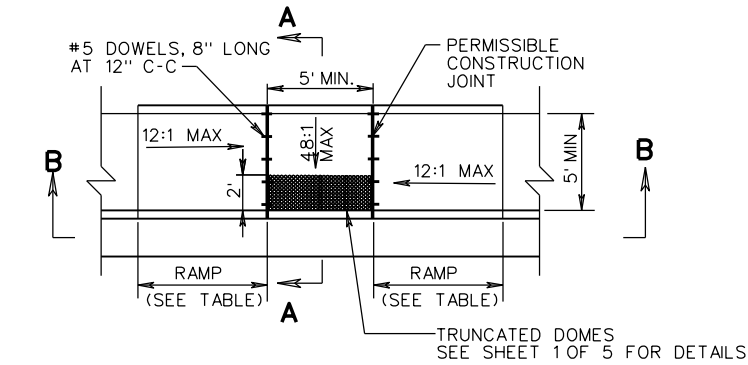


CG-12

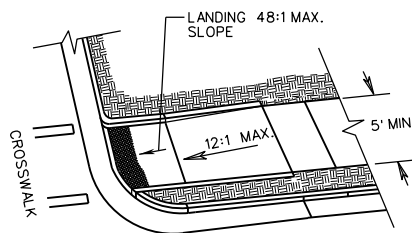


SECTION B-B

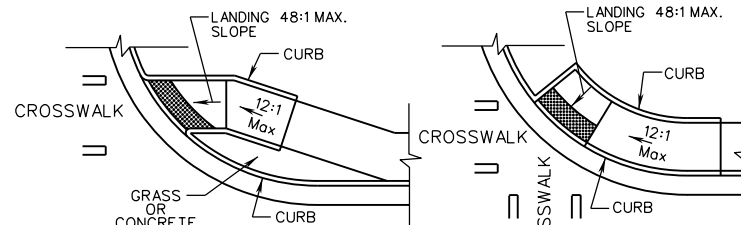
NOTES: FOR GENERAL NOTES ON THE DETECTABLE WARNING SURFACE, SEE SHEET 1 OF 5.

THE REQUIRED LENGTH OF A PARALLEL RAMP IS LIMITED TO 15 FEET, REGARDLESS OF THE SLOPE.

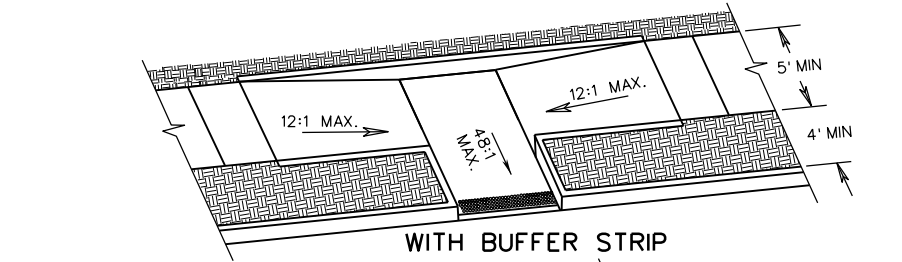
| TYPE B PARALLEL APPLICATION |                             |         |
|-----------------------------|-----------------------------|---------|
| ROADWAY GRADE IN PERCENT    | MINIMUM RAMP LENGTH IN FEET |         |
|                             | 4" CURB                     | 6" CURB |
| 0                           | 4                           | 6       |
| 1                           | 5                           | 7       |
| 2                           | 5                           | 8       |
| 3                           | 6                           | 9       |
| 4                           | 8                           | 12      |
| 5                           | 10                          | 15      |
| 6                           | 14                          | 15      |



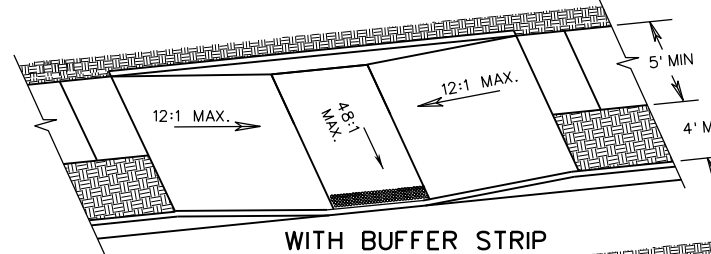
WITH BUFFER STRIP



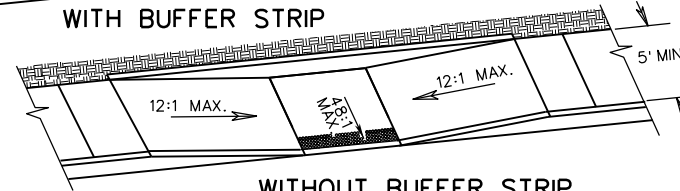
WITHOUT BUFFER STRIP



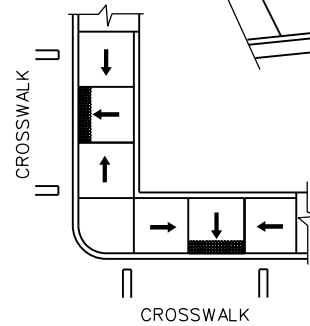
WITH BUFFER STRIP



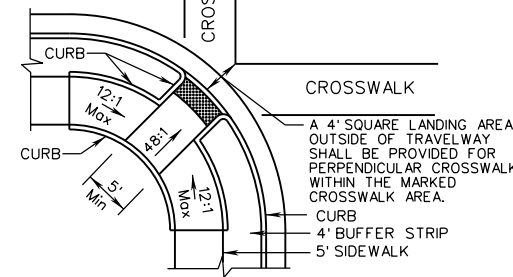
WITH BUFFER STRIP



WITHOUT BUFFER STRIP



TYPICAL PLACEMENT AT INTERSECTION WITHIN CROSSWALK



DIAGONAL PLACEMENT

CG-12 DETECTABLE WARNING SURFACE

TYPE B (PARALLEL) APPLICATION

VIRGINIA DEPARTMENT OF TRANSPORTATION

SPECIFICATION REFERENCE

105  
502



ROAD AND BRIDGE STANDARDS

SHEET 3 OF 5

REVISION DATE

203.07

07/16