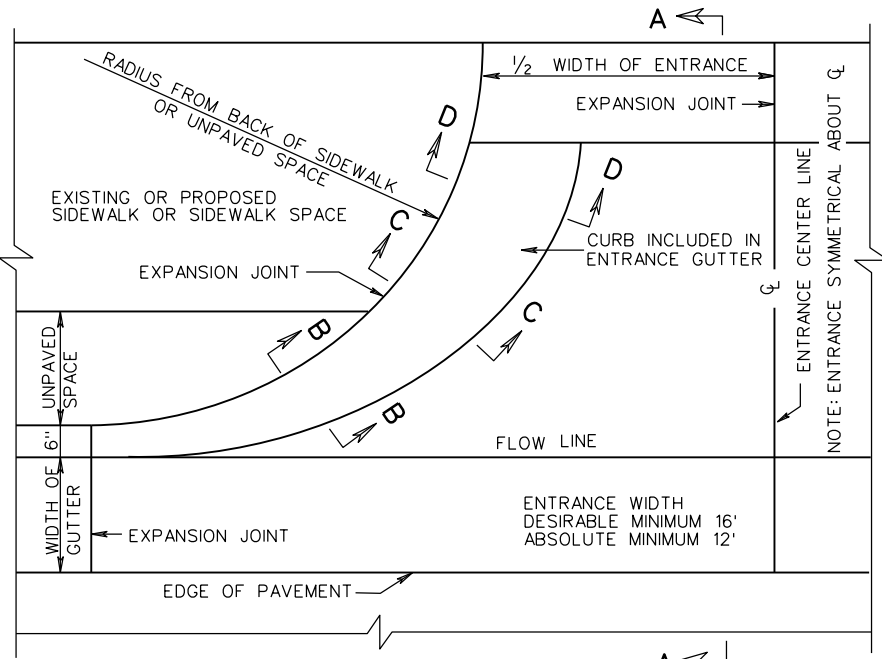
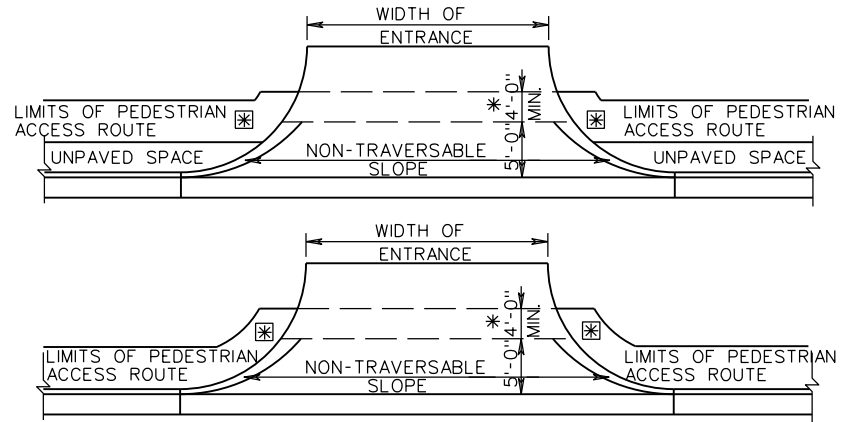


CG-9D



HALF PLAN



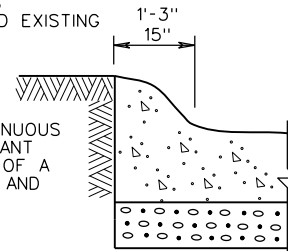
PEDESTRIAN ACCESS ROUTE DETAILS WITH & WITHOUT UNPAVED SPACE

ADDITIONAL RIGHT-OF-WAY IS REQUIRED IF THE LIMITS OF PEDESTRIAN ACCESS ROUTE \boxtimes EXTEND BEYOND EXISTING OR PROPOSED VDOT RIGHT-OF-WAY.

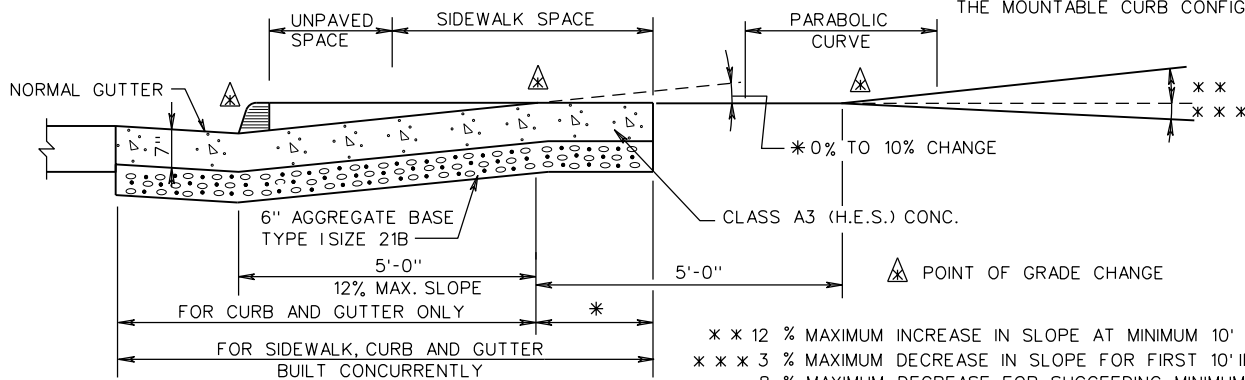
\boxtimes PEDESTRIAN ACCESS ROUTES PROVIDE A CONTINUOUS UNOBSTRUCTED, STABLE, FIRM AND SLIP RESISTANT PATH CONNECTING ALL ACCESSIBLE ELEMENTS OF A FACILITY THAT CAN BE APPROACHED, ENTERED AND USED BY PEDESTRIANS.

* IF PEDESTRIAN ACCESS ROUTES \boxtimes ARE BEING PROVIDED, A MINIMUM 4' TRAVERSABLE WIDTH IS REQUIRED WITH A MAX. 2% CROSS SLOPE.

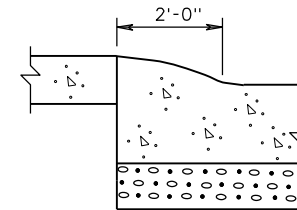
WHEN USED IN CONJUNCTION WITH STANDARD CG-3 OR CG-7, THE CURB FACE ON THIS STANDARD IS TO BE ADJUSTED TO MATCH THE MOUNTABLE CURB CONFIGURATION.



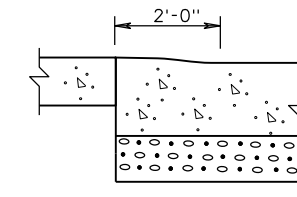
SECTION B-B



SECTION A-A



SECTION C-C



SECTION D-D



ROAD AND BRIDGE STANDARDS

STANDARD ENTRANCE GUTTER

SPECIFICATION REFERENCE

SHEET 1 OF 1

REVISION DATE

502

203.03

07/15

VIRGINIA DEPARTMENT OF TRANSPORTATION