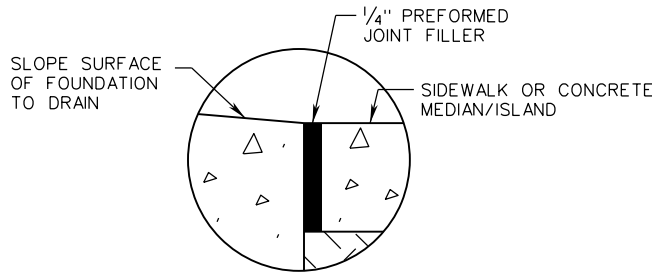
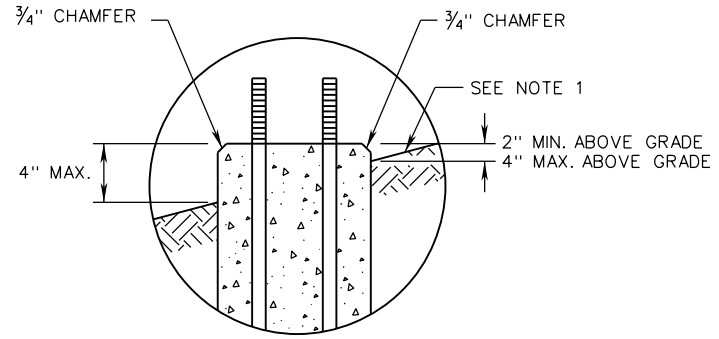


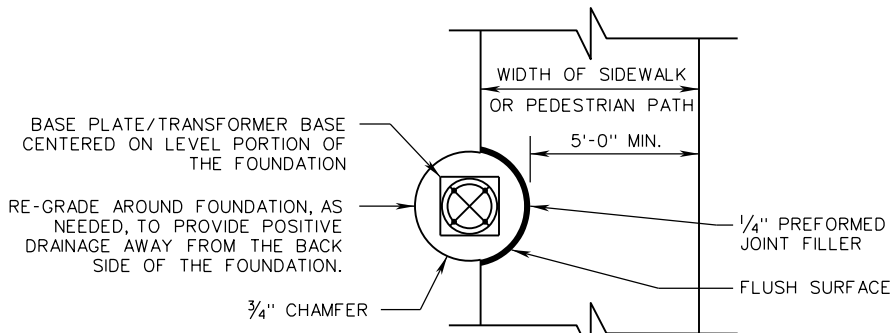
LF-1



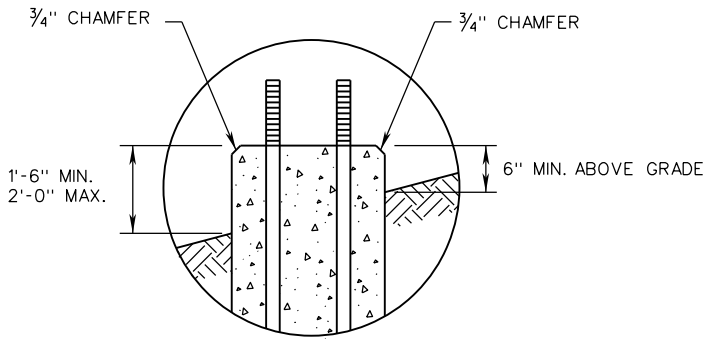
**DETAIL A**  
**SIDEWALK OR CONCRETE MEDIAN/ISLAND**



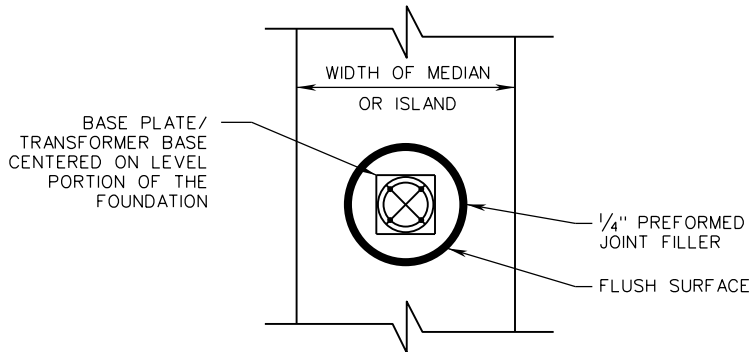
**DETAIL B**  
**BREAKAWAY BASE**



**PLAN VIEW OF DETAIL A**  
**AT SIDEWALK**



**DETAIL C**  
**NON-BREAKAWAY BASE**



**PLAN VIEW OF DETAIL A**  
**AT CONCRETE MEDIAN/ISLAND**

**NOTES:**

1. IF NEEDED IN SLOPED CONDITIONS TO MAINTAIN POSITIVE DRAINAGE AROUND THE FOUNDATION AND TO PROVIDE THE CLEARANCES SHOWN IN DETAIL B, THE CONTRACTOR SHALL RE-GRADE AND ADD RETAINING CURB OR MATERIAL ON THE UP SLOPE WHEN DIRECTED BY THE ENGINEER. RE-GRADE AND RETAINING CURB SHALL BE INCLUDED IN THE PRICE BID FOR FOUNDATION.
2. WHEN FOUNDATION IS ADJACENT TO THE BACK EDGE OF SIDEWALK BUT NOT WITHIN THE SIDEWALK THE TOP OF THE FOUNDATION SHALL BE ELEVATED 2 INCHES MINIMUM ABOVE THE SIDEWALK GRADE.

A COPY OF THE ORIGINAL SEALED AND SIGNED DRAWING IS ON FILE IN THE CENTRAL OFFICE.



ROAD AND BRIDGE STANDARDS

**LIGHTING POLE FOUNDATION**  
**INSTALLATION DETAILS**

SPECIFICATION  
REFERENCE

SHEET 2 OF 2

REVISION DATE

VIRGINIA DEPARTMENT OF TRANSPORTATION

1310.21

07/16

700