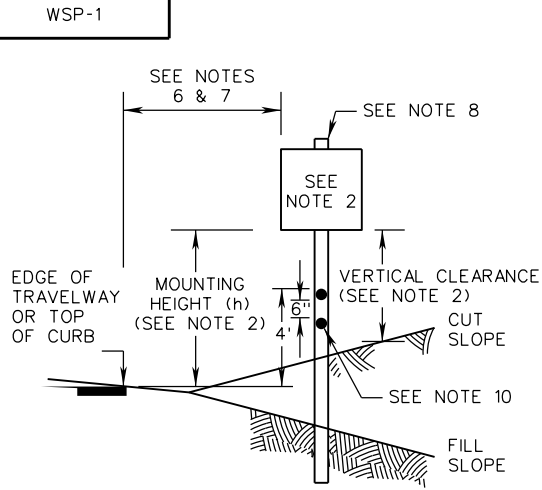
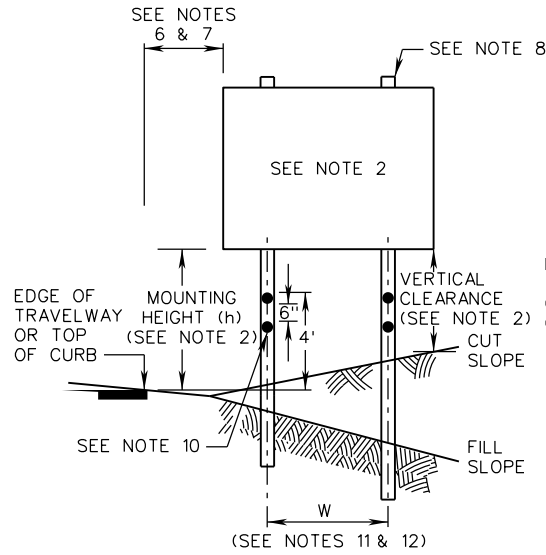


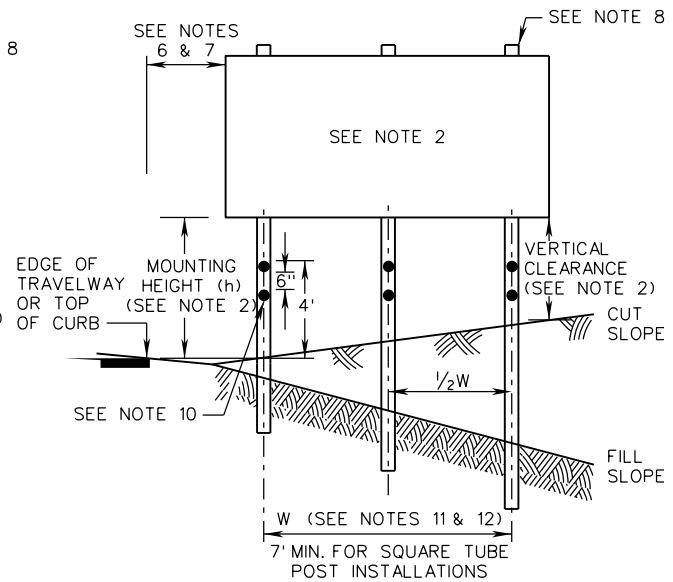
WSP-1



**SINGLE POST INSTALLATIONS**



**TWO POST INSTALLATIONS**



**THREE POST INSTALLATIONS**

**GENERAL NOTES:**

1. WSP STANDARDS SHALL ONLY BE USED FOR TEMPORARY SIGN INSTALLATIONS THAT WILL BE IN PLACE FOR A MAXIMUM OF 36 MONTHS.
2. FOR ALL SIGNS EXCEPT STREET NAME SIGNS:
  - A. MINIMUM MOUNTING HEIGHT (h) SHALL BE 7 FEET FOR TEMPORARY SIGNS AND 6 FEET FOR SECONDARY SIGNS (SEE NOTE 4).
  - B. MAXIMUM MOUNTING HEIGHT (h) FOR THE BOTTOM-MOST SIGN(S) SHALL BE 8 FEET, EXCEPT WHEN NECESSARY TO ACHIEVE MINIMUM VERTICAL CLEARANCE BENEATH SIGN AS PER NOTE 2C.
  - C. MINIMUM VERTICAL CLEARANCE (DISTANCE BETWEEN BOTTOM OF SIGN AND FINISHED GRADE BENEATH THE SIGN) SHALL BE 7 FEET FOR ANY PORTION OF THE SIGN WITHIN THE CLEAR ZONE. THIS MINIMUM VERTICAL CLEARANCE MAY BE REDUCED TO 5 FEET FOR EITHER OF THE FOLLOWING CONDITIONS:
    - WHEN SIGNS OR PORTIONS OF SIGNS ARE LOCATED MORE THAN 10 FEET UP A CUT SLOPE GREATER THAN 3:1, OR
    - WHEN THE SIGN IS LOCATED AT LEAST THE MINIMUM DISTANCE BEHIND CURB, BARRIER, OR GUARDRAIL AS PER NOTES 6 AND 7.
3. MOUNTING HEIGHT (h) FOR STREET NAME SIGNS SHALL BE BETWEEN 8'-6" AND 9'-0".
4. A SECONDARY SIGN IS CONSIDERED TO BE A SIGN MOUNTED BELOW ANOTHER SIGN, EXCEPT A ROUTE MARKING ASSEMBLY (CONSISTING OF A ROUTE MARKER WITH AN AUXILIARY PLATE) IS CONSIDERED TO BE A SINGLE SIGN. A SECONDARY SIGN SHALL NOT BE MOUNTED LOWER THAN 7 FEET ABOVE A PEDESTRIAN SIDEWALK OR PATHWAY IF IT WILL PROJECT MORE THAN 4" INTO THE PEDESTRIAN FACILITY.
5. FOR SIGNS LOCATED IN AREAS WHERE PEDESTRIAN MOVEMENTS ARE LIKELY TO OCCUR OR ON-STREET PARKING IS PERMITTED, THE HEIGHT (h) FROM THE LOWEST PORTION OF THE SIGN TO THE FINISHED SURFACE SHALL HAVE A CLEARANCE OF 7 FEET.
6. THE LATERAL CLEARANCE TO THE SIGN EDGE SHALL BE A MINIMUM OF 2 FEET FROM THE FACE OF CURB OR 4 FEET FROM FACE OF PERMANENT CONCRETE BARRIER, IF PRESENT. THE EDGE OF SIGN SHALL BE OUTSIDE THE DEFLECTION ZONE FOR TRAFFIC BARRIER SERVICE.

7. UNLESS OTHERWISE APPROVED BY THE ENGINEER, SIGNS PLACED BEHIND GUARDRAIL SHALL BE LOCATED SUCH THAT THE NEAR SIDE EDGE OF THE SIGN PANEL IS OUTSIDE OF THE GUARDRAIL DEFLECTION DISTANCE.
8. THE TOP OF THE SIGN POST MAY EXTEND NO MORE THAN 2 FEET ABOVE THE TOP OF THE SIGN.
9. THE SIGN POST SHALL BE PLUMB AT INSTALLATION AND SHALL NOT LEAN OR TWIST DURING USE. IN THE EVENT THE POST LEANS OR TWISTS OUT OF POSITION THE CONTRACTOR SHALL TAKE IMMEDIATE CORRECTIVE ACTION.
10. ED-3 TYPE 2 DELINEATORS SHALL BE PLACED ON ALL POSTS DURING ALL TIMES THAT THE SIGN IS COVERED. THE COLOR OF THE ED-3 DELINEATORS SHALL MATCH THE COLOR OF THE ADJACENT EDGE LINE MARKING.

**WOOD POST NOTES:**

11. MINIMUM SPACING (CENTER TO CENTER) BETWEEN TWO 4" x 4" WOOD POSTS SHALL BE 3 FEET. MINIMUM SPACING (CENTER TO CENTER) BETWEEN TWO WOOD POSTS OF ANY OTHER SIZE SHALL BE 8 FEET.

**SQUARE TUBE POST NOTES:**

12.  $W = (0.60) X$  (SIGN WIDTH)

|                           |               |
|---------------------------|---------------|
| <b>VDOT</b>               |               |
| ROAD AND BRIDGE STANDARDS |               |
| SHEET 1 OF 7              | REVISION DATE |
| 1320.10                   | 08/17         |

A COPY OF THE ORIGINAL SEALED AND SIGNED DRAWING IS ON FILE IN THE CENTRAL OFFICE.

**TEMPORARY SIGNS**  
(FOR CONSTRUCTION, MAINTENANCE, PERMIT AND UTILITY ACTIVITIES)  
**WOOD POST AND SQUARE TUBE POST SIGN STRUCTURES**  
VIRGINIA DEPARTMENT OF TRANSPORTATION

|                            |
|----------------------------|
| SPECIFICATION<br>REFERENCE |
| 512<br>700                 |