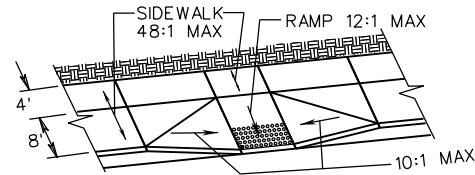


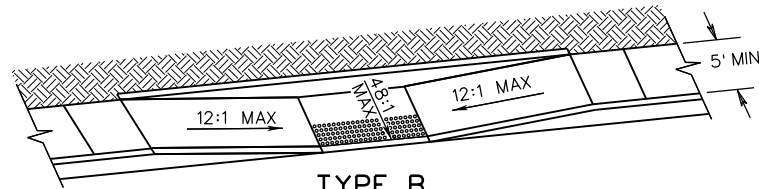
GENERAL NOTES:

1. THE DETECTABLE WARNING SHALL BE PROVIDED BY TRUNCATED DOMES.
2. ALL DETECTABLE WARNING SURFACE PRODUCTS SHALL MEET THE REQUIREMENTS OF SECTION 504 OF THE SPECIFICATIONS FOR CG-12 DETECTABLE WARNING SURFACE. DETECTABLE WARNING SURFACE PRODUCTS USED SHALL BE FROM THE MATERIALS APPROVED PRODUCT LIST NUMBER 72.
3. SLOPING SIDES OF CURB RAMP MAY BE POURED MONOLITHICALLY WITH RAMP FLOOR OR BY USING PERMISSIBLE CONSTRUCTION JOINT WITH REQUIRED BARS.
4. REQUIRED BARS ARE TO BE NO. 5 X 8" PLACED 1' CENTER TO CENTER ALONG BOTH SIDES OF THE RAMP FLOOR, MID-DEPTH OF RAMP FLOOR. MINIMUM CONCRETE COVER 1/2".
5. ROADWAY CURB / CURB AND GUTTER SLOPE TRANSITIONS ADJACENT TO CURB RAMPS ARE INCLUDED IN PAYMENT FOR CURB / CURB AND GUTTER.
6. CURB RAMPS ARE REQUIRED FOR SIDEWALKS AND SHARED USE PATHS. THE WIDTH OF THE CURB RAMP SHALL MATCH SIDEWALK WIDTH. WHEN CURB RAMPS ARE USED IN CONJUNCTION WITH A SHARED USE PATH, THE MINIMUM WIDTH SHALL BE THE WIDTH OF THE SHARED USE PATH.
7. DETECTABLE WARNINGS SHALL EXTEND THE FULL WIDTH OF THE CURB RAMP LANDING FLOOR.
8. CURB RAMPS WILL BE INSTALLED AND LOCATED WITHIN PEDESTRIAN CROSSWALKS AS SHOWN ON PLANS OR AS DIRECTED BY THE ENGINEER. CURB RAMPS SHOULD NOT BE LOCATED BEHIND VEHICLE STOP LINES, LIGHT POLES, FIRE HYDRANTS, DROP INLETS, ETC.
9. RAMPS MAY BE PLACED ON RADIAL OR TANGENTIAL SECTIONS PROVIDED THAT THE CURB OPENING IS PLACED WITHIN THE LIMITS OF THE CROSSWALK AND THAT THE SLOPE AT THE CONNECTION OF THE CURB OPENING IS PERPENDICULAR TO THE CURB.
10. DETECTABLE WARNING SURFACE PANELS SHALL BE INSTALLED FLUSH WITH THE BACK OF CURB.
11. WHERE CURB RAMPS INTERSECT A RADIAL SECTION OF CURB AT ENTRANCES OR STREET CONNECTIONS THE DETECTABLE WARNING SURFACE SHALL HAVE A FACTORY RADIUS OR BE FIELD-MODIFIED AS RECOMMENDED BY THE MANUFACTURER TO MATCH THE BACK OF CURB. SEE CG-12-INS PAGES 204.06 AND 204.07 FOR METHODS OF INSTALLING DETECTABLE WARNINGS ON A RADIUS.

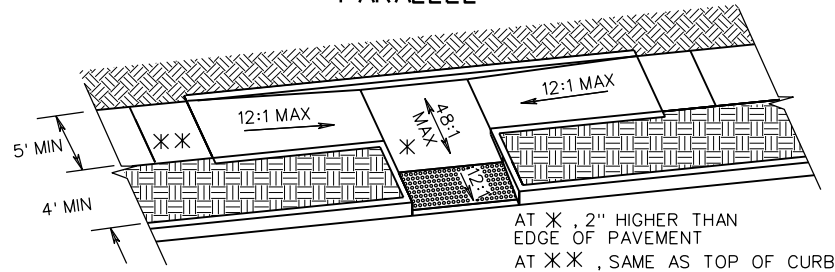
NOTE: COMPONENTS OF CURB RAMPS CONSIST OF THE FOLLOWING:
 HYDRAULIC CEMENT SIDEWALK (DEPTH IN INCHES, AREA IN SQUARE YARDS)
 CURB WHEN REQUIRED (CG-2 OR CG-3 IN LINEAR FEET)
 DETECTABLE WARNING SURFACE (AREA IN SQUARE YARDS)
 EACH OF THE ABOVE ITEMS IS A SEPARATE PAY ITEM AND SHOULD BE SUMMARIZED FOR EACH CURB CUT RAMP.



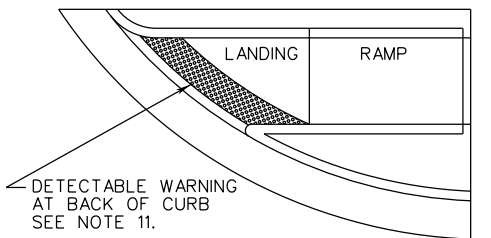
**TYPE A
PERPENDICULAR**



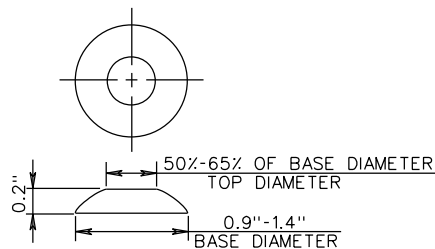
**TYPE B
PARALLEL**



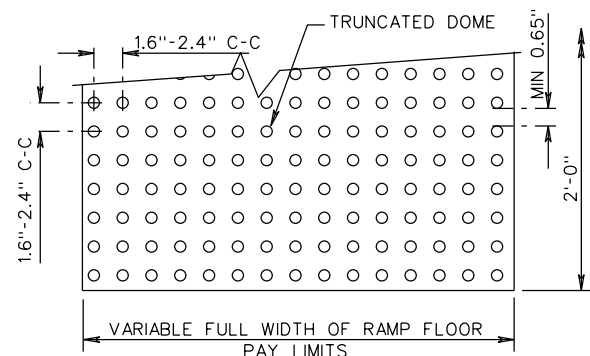
**TYPE C
PARALLEL & PERPENDICULAR**



**DETECTABLE WARNING
INSTALLED ON A RADIUS**



**TRUNCATED DOME
DETAIL**



**DETECTABLE WARNING
DETAIL**

VDOT	
ROAD AND BRIDGE STANDARDS	
SHEET 1 OF 5	REVISION DATE
204.01	04/19

A COPY OF THE ORIGINAL SEALED AND SIGNED DRAWING IS ON FILE IN THE CENTRAL OFFICE.

**CG-12 DETECTABLE WARNING SURFACE
(GENERAL NOTES)**

VIRGINIA DEPARTMENT OF TRANSPORTATION

SPECIFICATION REFERENCE
105
502
504