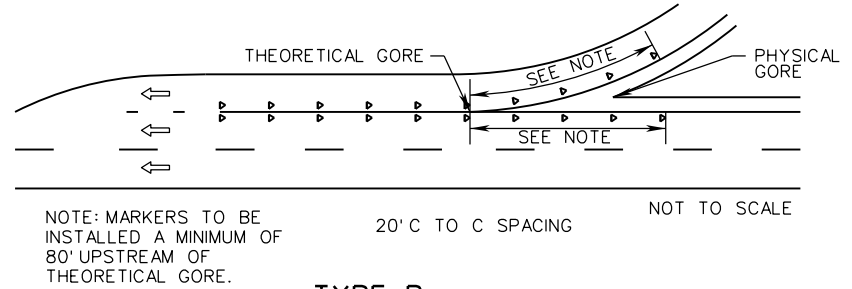


NOTE: MARKERS TO BE INSTALLED A MINIMUM OF 80' DOWNSTREAM OF THEORETICAL GORE.

20' C TO C SPACING

TYPE A
EXIT RAMP

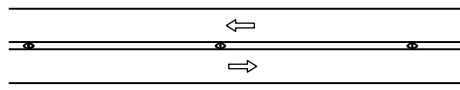


NOTE: MARKERS TO BE INSTALLED A MINIMUM OF 80' UPSTREAM OF THEORETICAL GORE.

20' C TO C SPACING

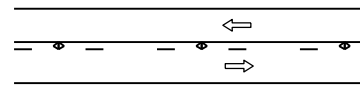
NOT TO SCALE

TYPE B
ENTRANCE RAMP



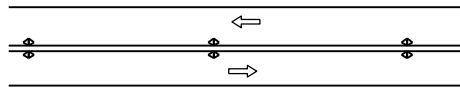
80' C-C ON TANGENTS
40' C-C WHERE ADVISORY
CURVE SPEED IS AT
LEAST 10 MPH BELOW
THE SPEED LIMIT

TYPE C
TWO OR MULTI-LANE UNDIVIDED HIGHWAY



80' C-C ON TANGENTS
40' C-C WHERE ADVISORY
CURVE SPEED IS AT
LEAST 10 MPH BELOW
THE SPEED LIMIT

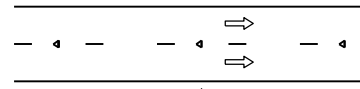
TYPE D
ONE-WAY OR TWO-WAY PASSING ZONES



80' C-C ON TANGENTS
40' C-C WHERE ADVISORY
CURVE SPEED IS AT
LEAST 10 MPH BELOW
THE SPEED LIMIT

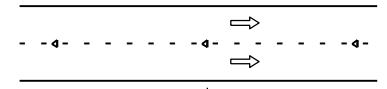
TYPE E
TWO OR MULTI-LANE UNDIVIDED HIGHWAY

NOTE: SHALL ONLY BE USED WHEN DIRECTED BY THE ENGINEER OR CONTRACT DOCUMENTS.



80' C-C ON TANGENTS
40' C-C WHERE ADVISORY
CURVE SPEED IS AT
LEAST 10 MPH BELOW
THE SPEED LIMIT

TYPE F
MULTI-LANE HIGHWAY
TANGENT



84' C TO C

TYPE G
MULTI-LANE HIGHWAY
LANE DROP OR AUXILIARY LANE

KEY:

- ◊ TWO WAY PAVEMENT MARKER, WITH POINTS INDICATING RETROREFLECTIVE FACE
- ◄ ONE WAY PAVEMENT MARKER, WITH POINT INDICATING WHITE RETROREFLECTIVE FACE, BACK SIDE RETROREFLECTIVE FACE SHALL BE RED
- ⇒ INDICATES DIRECTION OF TRAVEL

SPECIFICATION REFERENCE

704

A COPY OF THE ORIGINAL SEALED AND SIGNED DRAWING IS ON FILE IN THE CENTRAL OFFICE.

**TYPICAL RAISED PAVEMENT MARKER
LOCATION DETAILS**

VIRGINIA DEPARTMENT OF TRANSPORTATION

VDOT

ROAD AND BRIDGE STANDARDS

REVISION DATE

04/19

SHEET 2 OF 2

1330.81