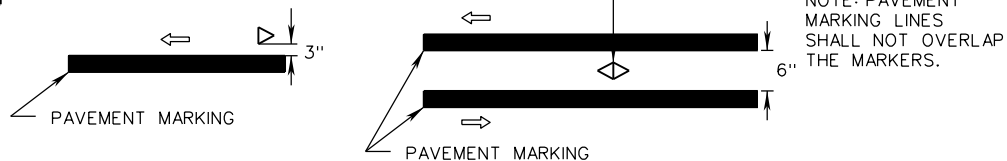


PM-8

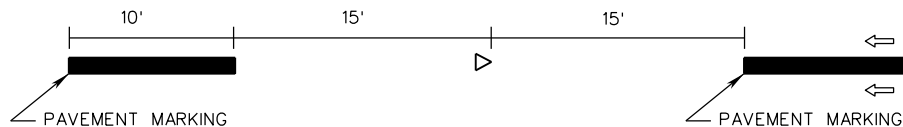


MARKERS ADJACENT TO SOLID LINE

MARKERS BETWEEN DOUBLE SOLID LINES

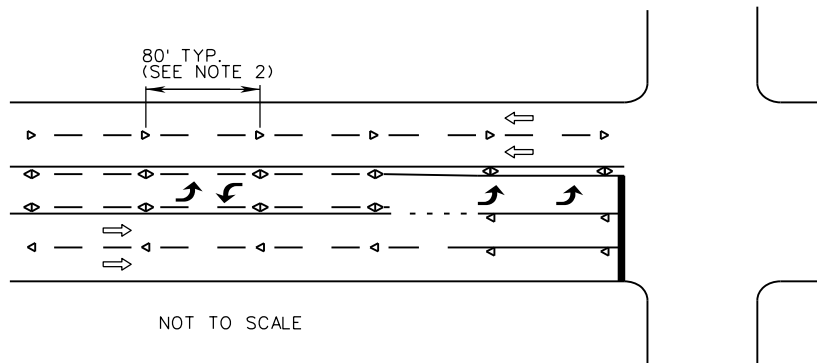
KEY:

- ◊ TWO WAY TRAFFIC MARKER, WITH POINTS INDICATING RETROREFLECTIVE FACE
- ◄ ONE WAY TRAFFIC MARKER, WITH POINT INDICATING RETROREFLECTIVE FACE
- ⇒ INDICATES DIRECTION OF TRAVEL



MARKERS SUPPLEMENTING BROKEN LINES

GENERAL PLACEMENT



TWO-WAY LEFT TURN LANE AND CENTER LANE LEFT TURN

NOTES:

1. EXACT LOCATIONS OF THE MARKERS SHALL BE APPROVED BY THE ENGINEER PRIOR TO INSTALLATION.
2. TYPICAL SPACING SHALL BE 80' C-C. 40' C-C SPACING SHALL BE USED ON HORIZONTAL CURVES WITH A CURVE ADVISORY SPEED AT LEAST 10 MPH BELOW THE POSTED OR STATUTORY SPEED LIMIT, UNLESS OTHERWISE SHOWN IN THE CONTRACT DOCUMENTS OR AS DIRECTED BY THE ENGINEER. SEE SHEET 2 FOR SPECIFIC EXAMPLES.
3. ALL RAISED PAVEMENT MARKERS SHALL BE INSTALLED AT LEAST 2 INCHES FROM ANY SEAM OR PAVEMENT JOINT.
4. RAISED PAVEMENT MARKERS SHALL BE THE SAME COLOR AS THE ADJACENT PAVEMENT MARKING. THE COLOR OF THE BACKSIDE OF RAISED PAVEMENT MARKERS SHALL BE AS SHOWN IN THE TABLE BELOW.
5. ALL RAISED PAVEMENT MARKERS SHALL BE SNOWPLOWABLE RAISED PAVEMENT MARKERS (SRPMS) UNLESS OTHERWISE NOTED IN THE CONTRACT DOCUMENTS.
6. RAISED PAVEMENT MARKERS SHALL BE OMITTED ON BRIDGE DECKS UNLESS OTHERWISE NOTED IN THE CONTRACT DOCUMENTS.

| RAISED PAVEMENT MARKER COLOR | | |
|------------------------------|----------------------------|---------------------------------|
| MARKER TYPE | | BACKSIDE COLOR |
| ONE WAY TRAFFIC | WHITE SNOWPLOWABLE RAISED | RED |
| | TEMPORARY | BLANK |
| | YELLOW SNOWPLOWABLE RAISED | BLANK |
| TWO WAY TRAFFIC | ALL TYPES | MATCH ADJACENT PAVEMENT MARKING |

A COPY OF THE ORIGINAL SEALED AND SIGNED DRAWING IS ON FILE IN THE CENTRAL OFFICE.

TYPICAL RAISED PAVEMENT MARKER LOCATION DETAILS

VIRGINIA DEPARTMENT OF TRANSPORTATION

SPECIFICATION REFERENCE

704



ROAD AND BRIDGE STANDARDS

SHEET 1 OF 2

REVISION DATE

1330.80

04/19