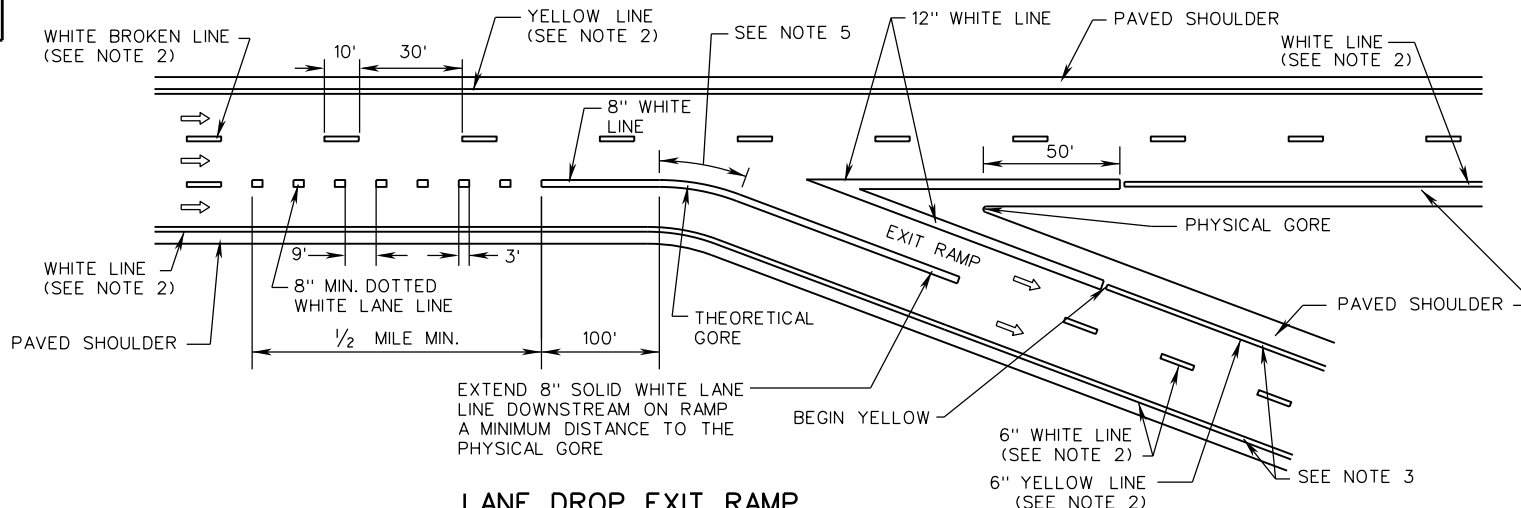
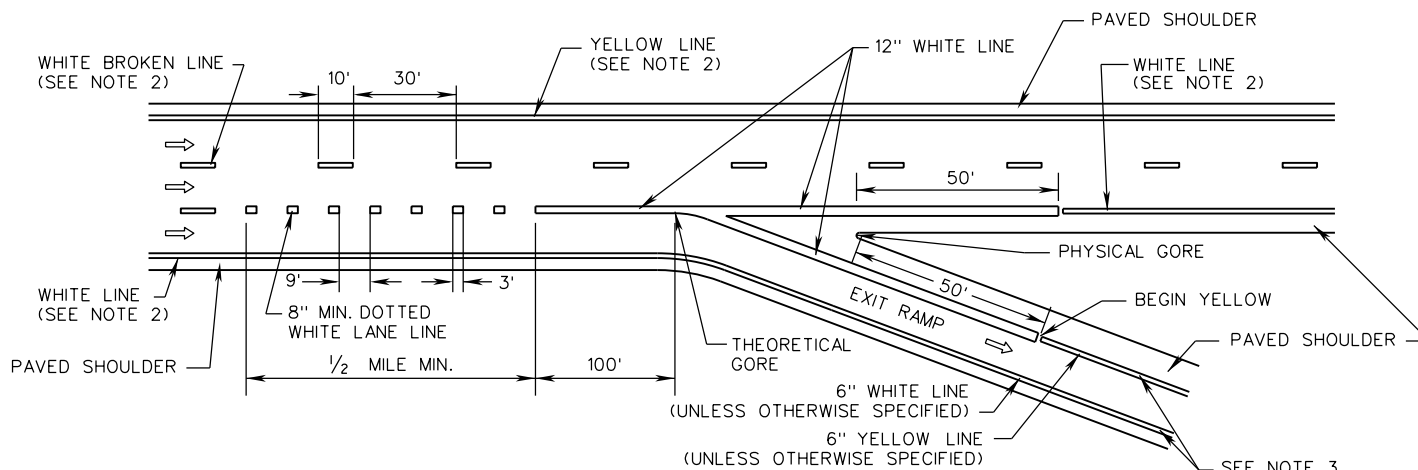


PM-2



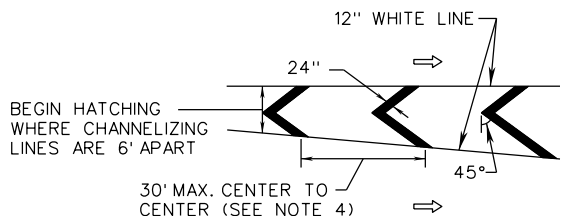
**LANE DROP EXIT RAMP  
BESIDE OPTIONAL EXIT LANE**



**LANE DROP EXIT RAMP**

**NOTES:**

1. ALL PAVEMENT MARKINGS SHALL BE INSTALLED IN ACCORDANCE WITH THESE STANDARDS, THE MUTCD AND THE VIRGINIA SUPPLEMENT TO THE MUTCD, UNLESS OTHERWISE SPECIFIED IN THE CONTRACT DOCUMENTS.
2. THE PAVEMENT MARKING FOR THE LANE LINE AND EDGE LINE MARKINGS OF INTERSTATE AND OTHER LIMITED - ACCESS HIGHWAYS SHALL BE 6" WIDE, UNLESS OTHERWISE NOTED IN THE CONTRACT DOCUMENTS.
3. CONTINUE EDGELINE WIDTH TO THE TERMINATION POINT SPECIFIED IN THE CONTRACT DOCUMENTS.
4. IF GORE AREA HATCHING IS PROVIDED, THERE SHALL BE A MINIMUM OF THREE CHEVRONS. SPACING MAY BE REDUCED IN ORDER TO FIT THIS MINIMUM.
5. SOLID LINE AT THEORETICAL GORE POINT OF A MULTILANE EXIT RAMP WITH OPTIONAL EXIT LANE SHALL BE CURVED TO MATCH RADIUS OF OFF RAMP (SHALL NOT BE SHARP CORNER).



**GORE AREA HATCHING (OPTIONAL)**

⇨ INDICATES DIRECTION OF TRAVEL

A COPY OF THE ORIGINAL SEALED AND SIGNED DRAWING IS ON FILE IN THE CENTRAL OFFICE.

**TYPICAL PAVEMENT MARKING  
INTERCHANGE LANE DROPS**

VIRGINIA DEPARTMENT OF TRANSPORTATION

SPECIFICATION  
REFERENCE

704



ROAD AND BRIDGE STANDARDS

SHEET 1 OF 1

REVISION DATE

1330.20

04/19