REVISED ON 3/03 REVISED ON 1/04 REVISED ON 7/04

CG-12C

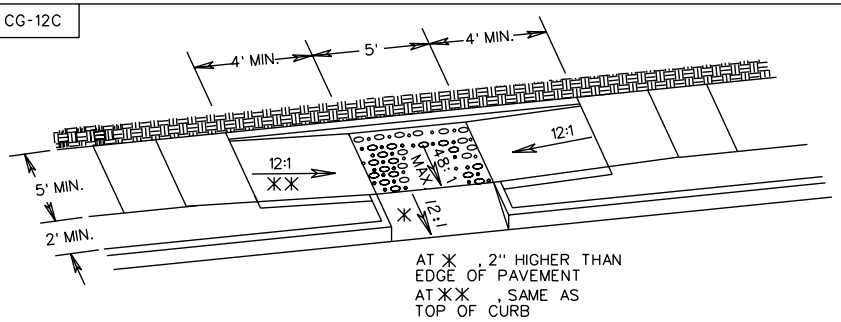

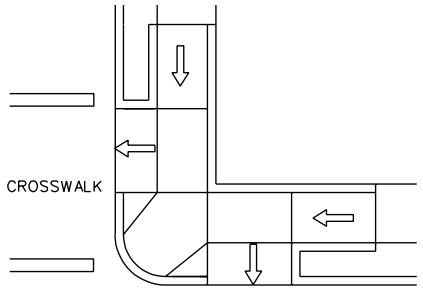

TYPICAL PLACEMENT AT INTERSECTION WITH BUFFER STRIP

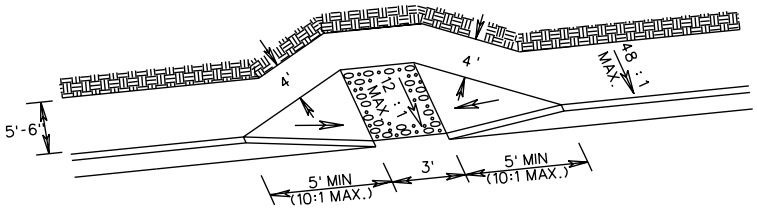

ALTERATIONS

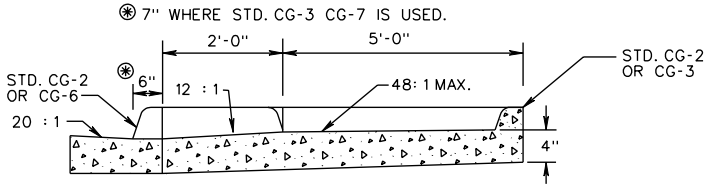

SECTION A-A

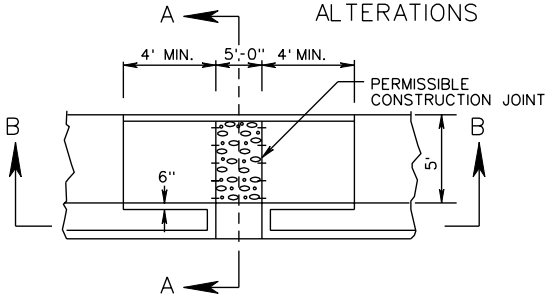

TANGENT PLAN

LIMITS OF EXPOSED AGGREGATE SIDEWALK

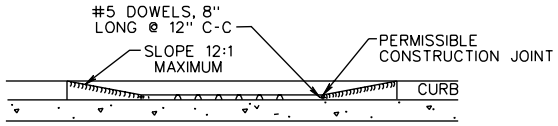

SECTION B-B

✳ ACCESSIBLE ROUTE IS DEFINED AS A CONTINUOUS UNOBSTRUCTED, STABLE, FIRM AND SLIP RESISTANT PATH CONNECTING ALL ACCESSIBLE ELEMENTS OF A FACILITY THAT CAN BE APPROACHED, ENTERED AND USED BY PERSONS WITH MOBILITY IMPAIRMENTS.

NOTES :

THIS COMBINED (PARALLEL & PERPENDICULAR) DESIGN FOR ALTERATIONS CAN BE USED WITH ADJOINING BUFFER STRIP. LANDING AT BOTTOM OF TWO SLOPING SIDES WITH 60" X 60" MIN. DIMENSIONS. THE SHORT PERPENDICULAR RUN TO THE STREET CAN BE PROTECTED BY A LANDSCAPED SETBACK OR CONNECTED TO THE SIDEWALK WITH A WARPED SURFACE.

CURB RAMP FLOOR TO BE CLASS A-3 CONCRETE (CLASS A-4 IF PRECAST) WITH SLIP RESISTANT INTEGRAL DETECTABLE WARNING SURFACE COVERING THE ENTIRE WIDTH OF THE RAMP FLOOR (RAMP FLOOR MAY BE PRECAST OR CAST IN PLACE). THE DETECTABLE WARNING SHALL BE PROVIDED BY AN EXPOSED AGGREGATE FINISH. RAMP SHALL NOT EXCEED A MAXIMUM SLOPE OF 12:1.

SLOPING SIDES OF CURB RAMP MAY BE POURED MONOLITHICALLY WITH RAMP FLOOR OR BY USING PERMISSIBLE CONSTRUCTION JOINT WITH REQUIRED BARS.

IF RAMP FLOOR IS PRECAST, HOLES MUST BE PROVIDED FOR DOWEL BARS SO THAT ADJOINING FLARED SIDES CAN BE CAST IN PLACE AFTER PLACEMENT OF PRECAST RAMP FLOOR. PRECAST CONCRETE SHALL BE CLASS A-4. REQUIRED BARS ARE TO BE NO. 5 X 8" PLACED 1' CENTER TO CENTER ALONG BOTH SIDES OF THE RAMP FLOOR, MID-DEPTH OF RAMP FLOOR. MINIMUM CONCRETE COVER 1½".

CURB RAMPS WILL BE MEASURED AND PAID FOR AT THE CONTRACT UNIT PRICES FOR HYDRAULIC CEMENT CONCRETE SIDEWALK AND EXPOSED AGGREGATE SIDEWALK, COMPLETE-IN-PLACE.

CURB/CURB AND GUTTER SLOPE TRANSITIONS ADJACENT TO TO CURB RAMPS ARE INCLUDED IN PAYMENT FOR CURB/CURB AND GUTTER.

WHEN USED IN CONJUNCTION WITH STANDARD CG-3 OR CG-7, THE CURB FACE ON THIS STANDARD IS TO BE ADJUSTED TO MATCH THE MOUNTABLE CURB AND CONFIGURATION.

CURB RAMPS ARE TO BE LOCATED AS SHOWN ON THE PLANS OR AS DIRECTED BY THE ENGINEER. THEY ARE TO BE PROVIDED AT INTERSECTIONS WHEREVER AN ACCESSABLE ROUTE ✳ WITHIN THE RIGHT OF WAY OF A HIGHWAY FACILITY CROSSES A CURB REGARDLESS OF WHETHER SIDEWALK IS EXISTING, PROPOSED, OR NONEXISTENT. THEY MUST BE LOCATED WITHIN PEDESTRIAN CROSSWALKS AS SHOWN ON PLANS OR AS DIRECTED BY THE ENGINEER, AND SHOULD NOT BE LOCATED BEHIND VEHICLE STOP LINES. EXISTING LIGHT POLES, FIRE HYDRANTS, DROP INLETS, ETC. WILL ALSO AFFECT PLACEMENT.

COMBINED (PARALLEL & PERPENDICULAR) CURB RAMP (ACCESS FOR MOBILITY IMPAIRMENTS)

VIRGINIA DEPARTMENT OF TRANSPORTATION

REV. 7/01

203.07

SPECIFICATION REFERENCE

105
502