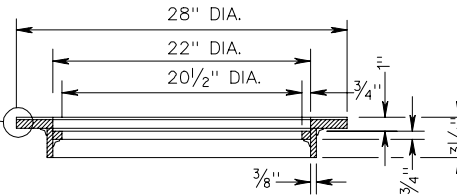
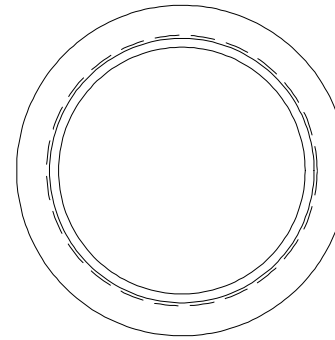
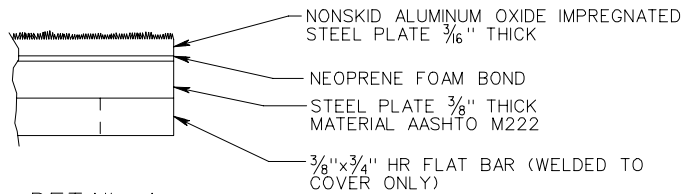


SEE
DETAIL A



SECTION C-C
INLET FRAME



DETAIL A

NOTES:
STRUCTURAL COMPONENTS SHALL CONFORM TO AASHTO M222.

FRAME AND COVER SHALL HAVE A CONTINUOUS FLASH FIT.

STANDARD INLET AND FRAME COVER

VIRGINIA DEPARTMENT OF TRANSPORTATION

SPECIFICATION
REFERENCE

302