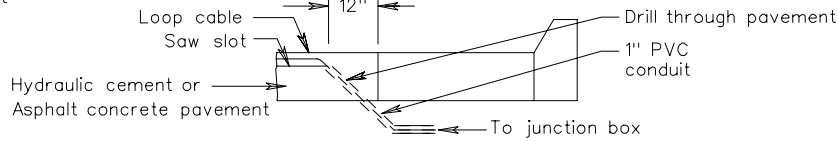
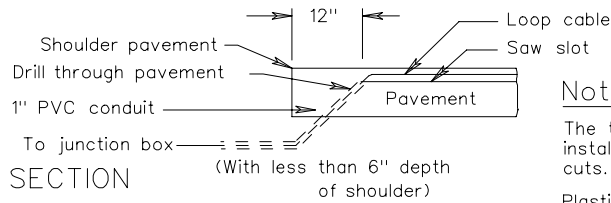
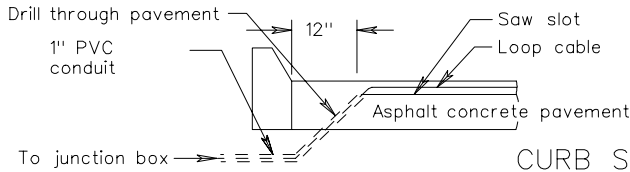


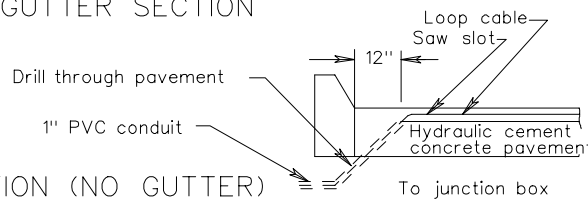
SHOULDER SECTION



CURB AND GUTTER SECTION



CURB SECTION (NO GUTTER)



Notes:

The top of the 1" PVC conduits shall be installed 1" below the bottom of the saw cuts.

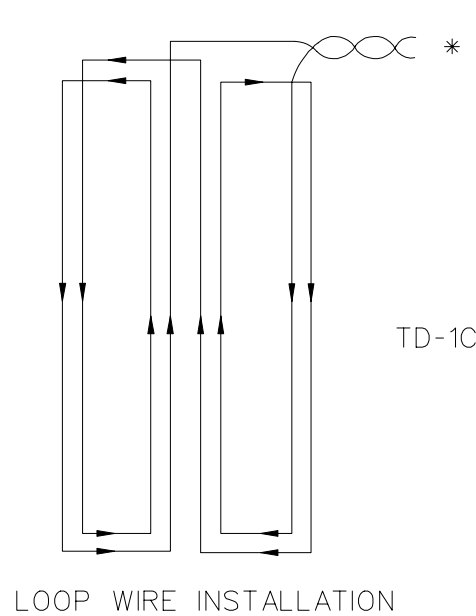
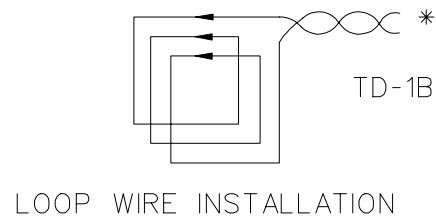
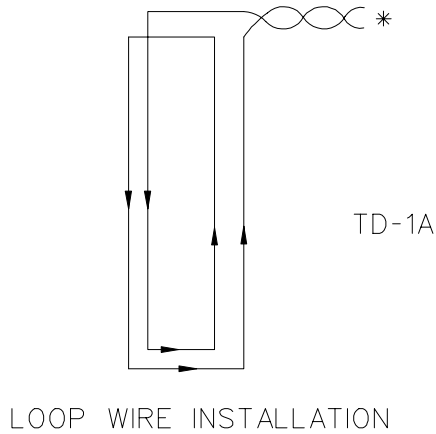
Plastic bushings shall be installed on the ends of the conduits in the pavement. Duct seal shall be applied to the open end of the bushing.

Saw slots shall intersect with the holes drilled for installation of the conduits and loop cables. Drilled holes shall be no larger than required for installation of the conduit and plastic bushing. Removal of large sections of pavement to perform this work will not be allowed.

One PVC conduit shall be provided for each saw slots.

Angle of drill for installation of conduit and loop cable shall be approximately 45°.

All dimensions not shown shall be as specified on the plans.



* Twisted together with a minimum of ten turns per running meter.

LOOP DETECTOR INSTALLATION DETAILS