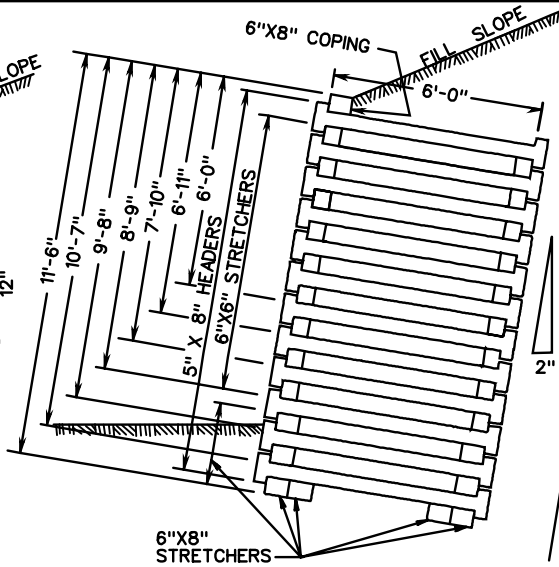
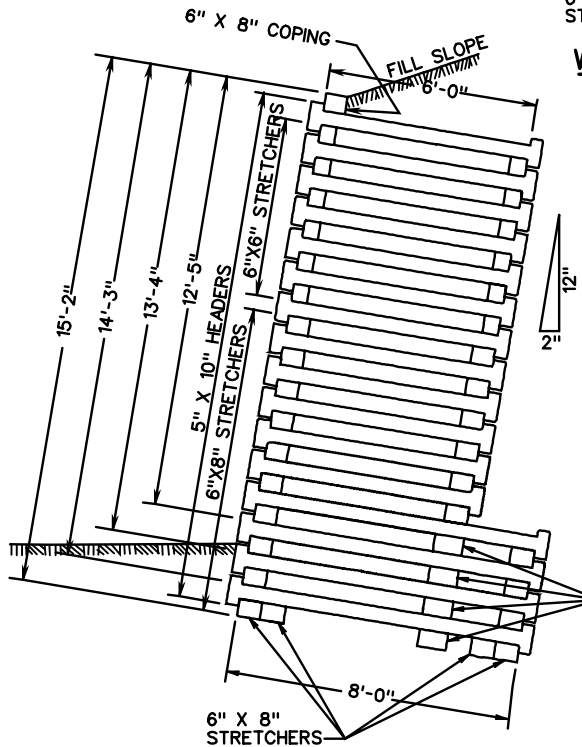


WALL SECTION "A"

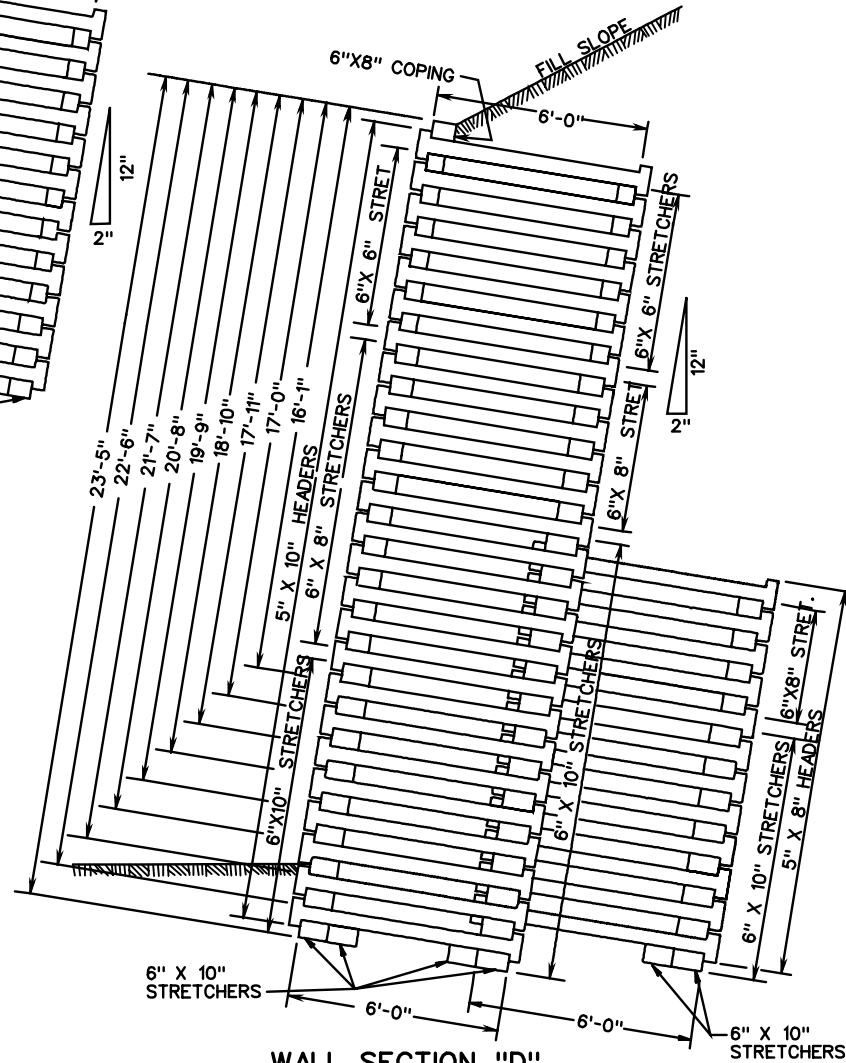


WALL SECTION "B"



WALL SECTION "C"

5 3/4" X 10"
BLOCKS TO BE
SET IN MORTAR



WALL SECTION "D"

FOR TABLES OF QUANTITIES AND DETAILS OF HEADERS, STRETCHERS & ETC. SEE SHEET 2 OF 2.

NOTES:

SURFACE DRAINAGE SHOULD NOT BE PERMITTED TO FLOW DIRECTLY AGAINST THE FACE OF THE CRIBBING. ALL WALLS ARE TO BE SEPARATED INTO 96' SECTIONS, UNLESS OTHERWISE NOTED ON PLANS OR DIRECTED BY THE ENGINEER, BY THE PROVISION OF DOUBLE ROWS OF HEADERS. IN USING THESE TYPICAL SECTIONS FOR DESIGNING WALLS OF INTERMEDIATE HEIGHT, THE DRAWING SHOULD BE READ FROM THE TOP DOWN UNTIL THE DESIRED HEIGHT IS REACHED.

STANDARD REINFORCING CONCRETE CRIB WALL

SPECIFICATION REFERENCE