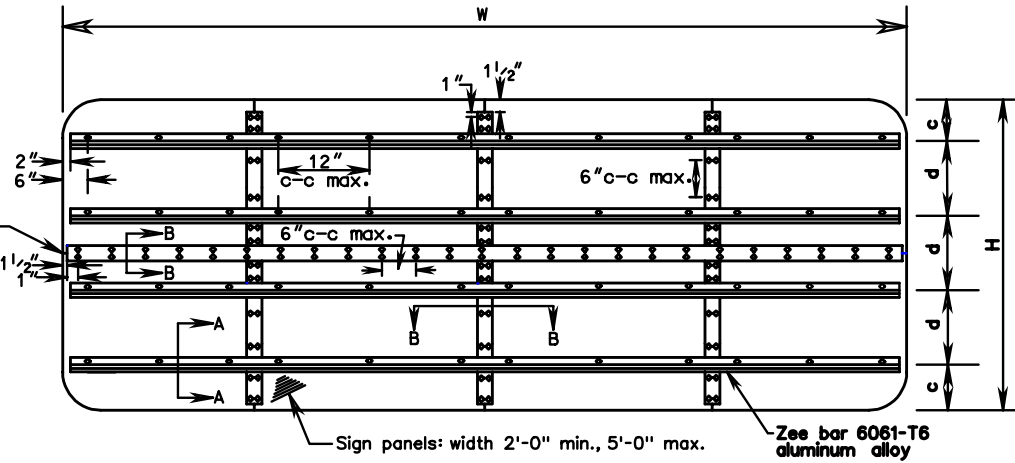


Signs having a height greater than 10' may have one horizontal joint. Horizontal joint shall be between lines of message.



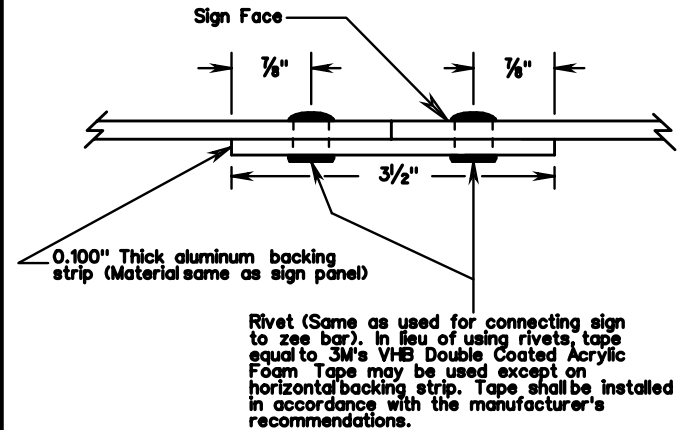
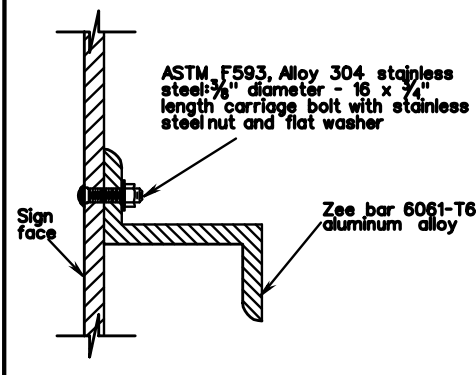
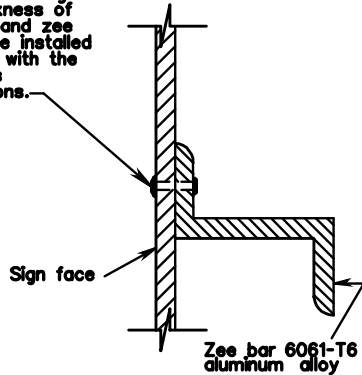
SECTION A-A

SECTION B-B

ALL INSTALLATIONS EXCEPT TOP AND BOTTOM ZEE BARS ON OVERHEAD SIGNS

TOP AND BOTTOM ZEE BAR INSTALLATION ON OVERHEAD SIGNS

3/8" diameter rivet - Rivets shall be dome head, break mandrel, blind rivets conforming to Industrial Fasteners Institute Standard IFI-114, Style 1, Grades 10 or 11 except that the minimum ultimate tensile strength shall be 360 pounds. Rivets shall have a grip range accommodating the combined thickness of the sign panel and zee bar and shall be installed in accordance with the manufacturer's recommendations.



SIGN PANEL DESIGN