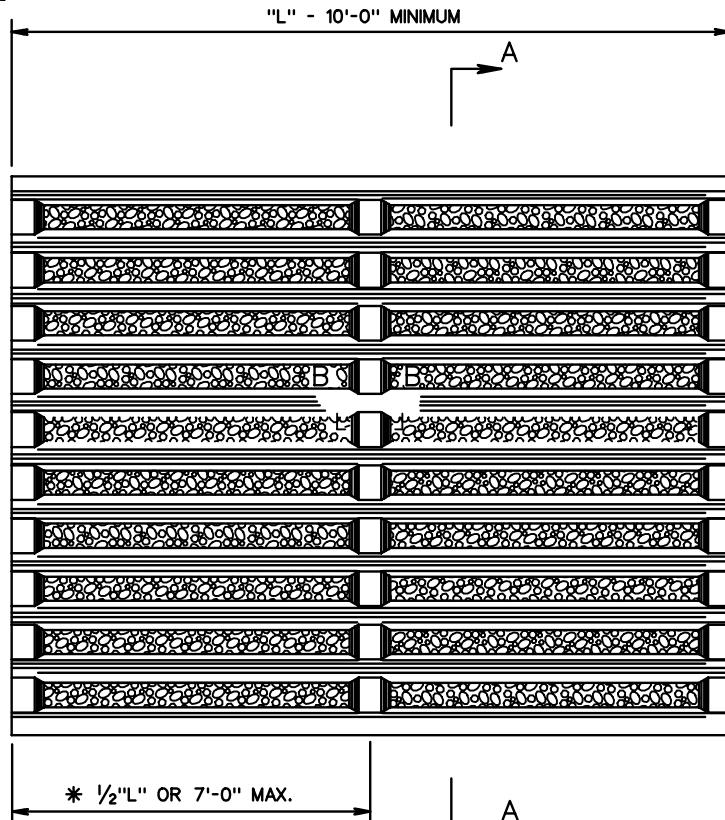
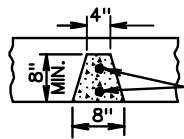


G-3A

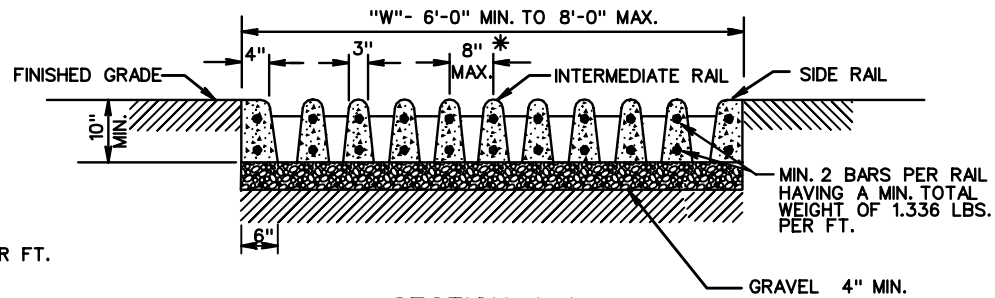


PLAN VIEW



MIN. 2 BARS PER BEAM  
HAVING A MIN. TOTAL  
WEIGHT OF 2.004 LBS. PER FT.

SECTION B-B  
TYPICAL BEAM SECTION



SECTION A-A

NOTES:  
ANY MANUFACTURERS FABRICATION MEETING OR EXCEEDING  
THE MINIMUM DESIGN REQUIREMENTS DETAILED HEREON  
WILL BE ACCEPTABLE.

ALL CONCRETE IN PRECAST MEMBERS TO BE 4000 PSI.

LENGTH TO BE AS SHOWN ON PLANS.

\* A RAIL SPACING OF 9 1/2" WOULD BE ALLOWED PROVIDED  
THE SPACE OF BEAMS DOES NOT EXCEED 3'.

MINIMUM SECTIONAL AREA  
OF MEMBERS

INTERMEDIATE RAIL - 28 SQ. IN.  
SIDE RAIL - 50 SQ. IN.  
BEAM - 48 SQ. IN.

**VDOT**  
ROAD AND BRIDGE STANDARDS

PRECAST CONCRETE CATTLE GUARD

SPECIFICATION  
REFERENCE

SHEET 1 OF 1

REVISION DATE

VIRGINIA DEPARTMENT OF TRANSPORTATION

604.02

302