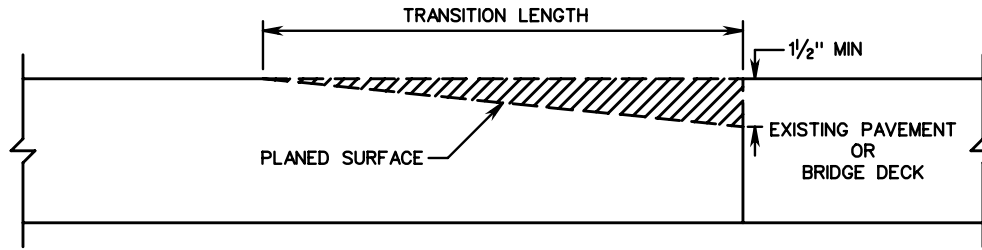
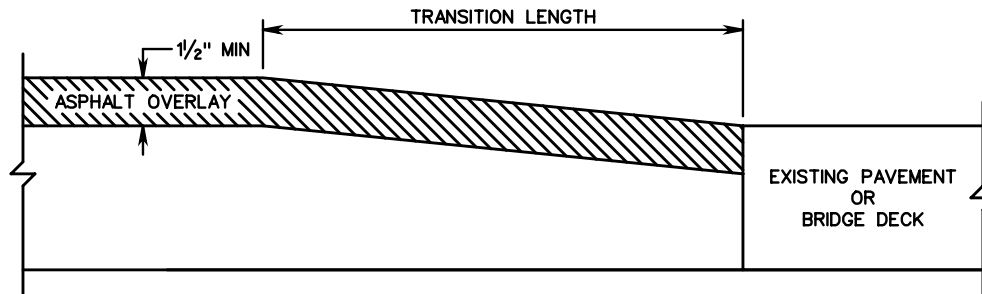


TRANSVERSE PAVEMENT TIE-IN



PLANING TRANSITION PAVEMENT DETAIL

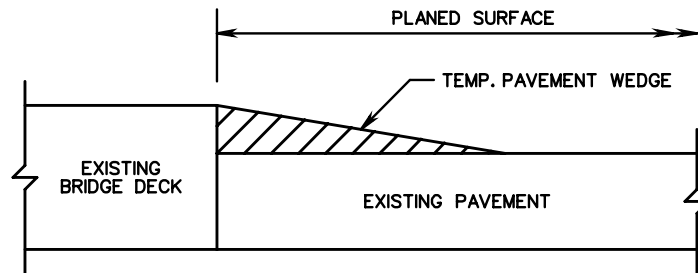


OVERLAYING TRANSITION PAVEMENT DETAIL

NOTES

1. TRANSVERSE PAVEMENT TIE-IN SHALL BE USED TO PROVIDE A SMOOTH TRANSITION BETWEEN NEW PAVEMENT AND EITHER EXISTING PAVEMENT OR AN EXISTING BRIDGE DECK AS SHOWN ON THE PLANS AND DIRECTED BY THE ENGINEER.
2. THE EXISTING PAVEMENT SHALL BE PLANED A MINIMUM DEPTH OF 1/2". THE FULL DEPTH OF PLANING SHALL EQUAL THE DEPTH OF THE ASPHALT OVERLAY.
3. TRANSVERSE PAVEMENT TIE-INS SHALL BE CONSTRUCTED A MINIMUM OF 10 FEET IN LENGTH FOR EVERY INCH OF DEPTH OF PAVEMENT PLANING PERFORMED.
4. TRANSVERSE PAVEMENT TIE-IN SHALL CONFORM TO THE REQUIREMENTS OF SECTION 315.05(c) OF THE SPECIFICATIONS EXCEPT THAT ALL JOINTS AT TIE-IN LOCATIONS SHALL BE TESTED USING A 10 FOOT STRAIGHT EDGE IN ACCORDANCE WITH THE REQUIREMENTS OF SECTION 315.07(d) OF THE SPECIFICATIONS. THE VARIATION FROM THE TESTING EDGE OF THE STRAIGHT EDGE BETWEEN ANY TWO CONTACT POINTS WITH THE PAVEMENT SURFACE SHALL NOT EXCEED 1/4".

TEMPORARY PAVEMENT WEDGE



WEDGE DETAIL

NOTES

1. TEMPORARY PAVEMENT WEDGE SHALL BE CONSTRUCTED OF SURFACE MIX ASPHALT A MINIMUM OF 3 FEET IN LENGTH FOR EVERY INCH OF DEPTH OF PAVEMENT MILLING.

SPECIFICATION REFERENCE

210
315
515

TRANSVERSE PAVEMENT TIE-IN

VIRGINIA DEPARTMENT OF TRANSPORTATION

VDOT

ROAD AND BRIDGE STANDARDS

REVISION DATE

SHEET 1 OF 1

305.01