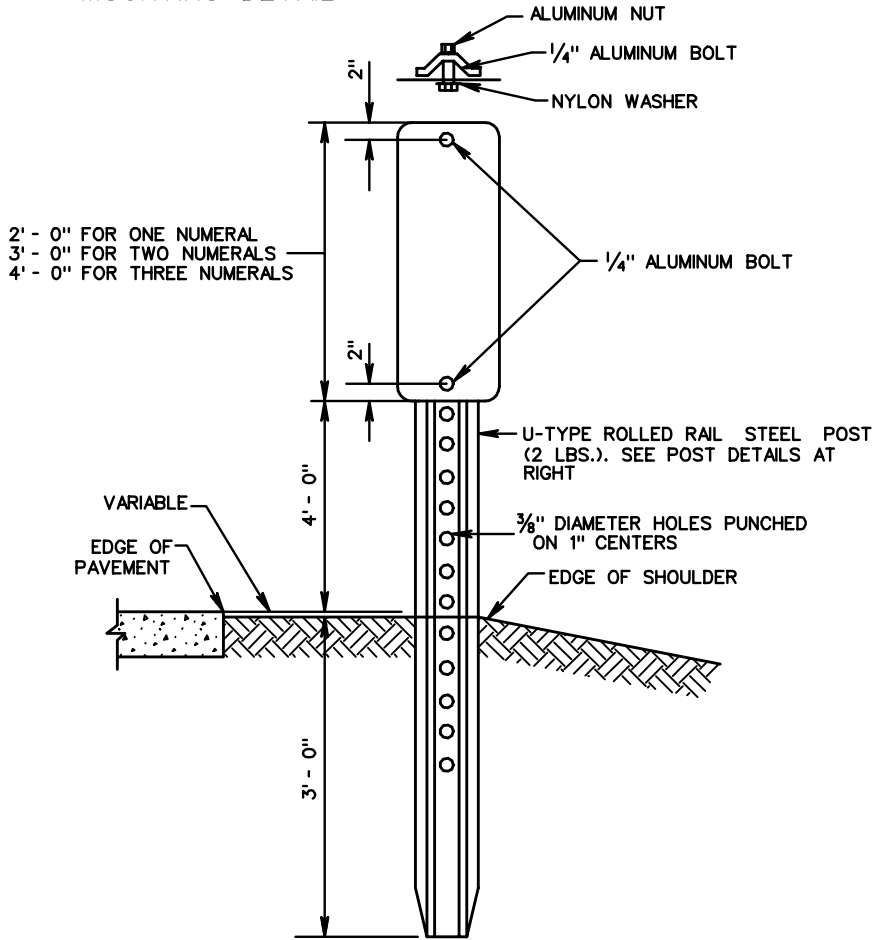


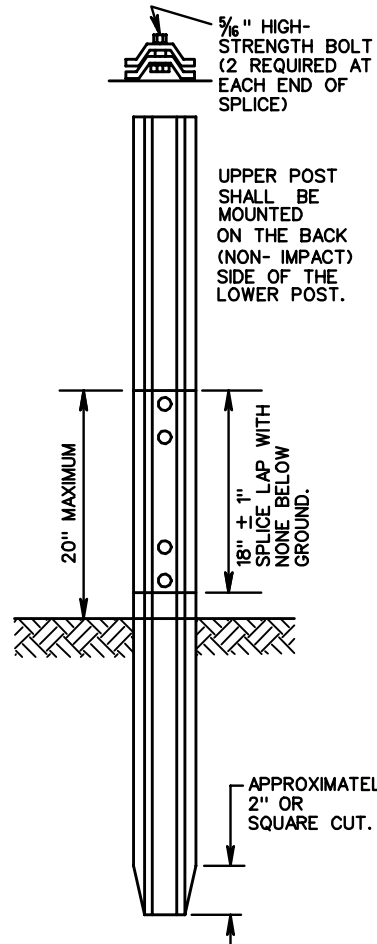
MM-1

MOUNTING DETAIL

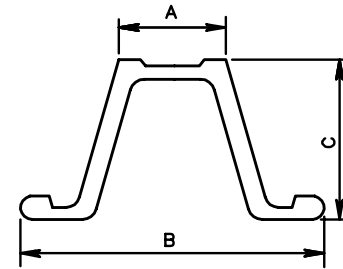


USP-1

SPLICING DETAIL



POST SECTION DIMENSIONS



1.33 LB./LF

MINIMUM	MAXIMUM
A. 1/2"	1"
B. 2"	2 1/4"
C. 3/4"	1 1/4"

2.00 LB./LF

MINIMUM	MAXIMUM
A. 1 5/16"	1 3/32"
B. 3 1/16"	3 1/8"
C. 1 7/16"	1 3/4"

NOTES:

DRIVING CAP TO BE USED WHEN DRIVING POST.

PANEL TO BE FABRICATED OF ASTM B209 ALLOY 6061-T6 OR 5052-H38, 0.080 THICK.

TOP OF PANEL TO BE FLUSH WITH TOP OF POST.

ERECTION

ERECTION

MILEPOST MARKERS TO BE LOCATED IN LINE WITH DELINEATOR POSTS, EDGE OF SHOULDER OR BACK OF GUARDRAIL, IF PRESENT.



ROAD AND BRIDGE STANDARDS

MILEPOST MARKERS & U-TYPE STEEL POST

SPECIFICATION REFERENCE

SHEET 1 OF 1

REVISION DATE

TYPICAL STRUCTURE DETAILS

701
702

1328.10

VIRGINIA DEPARTMENT OF TRANSPORTATION