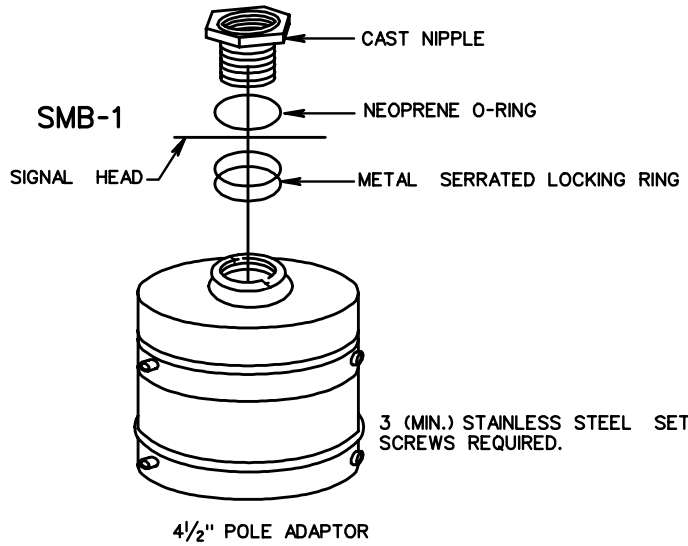
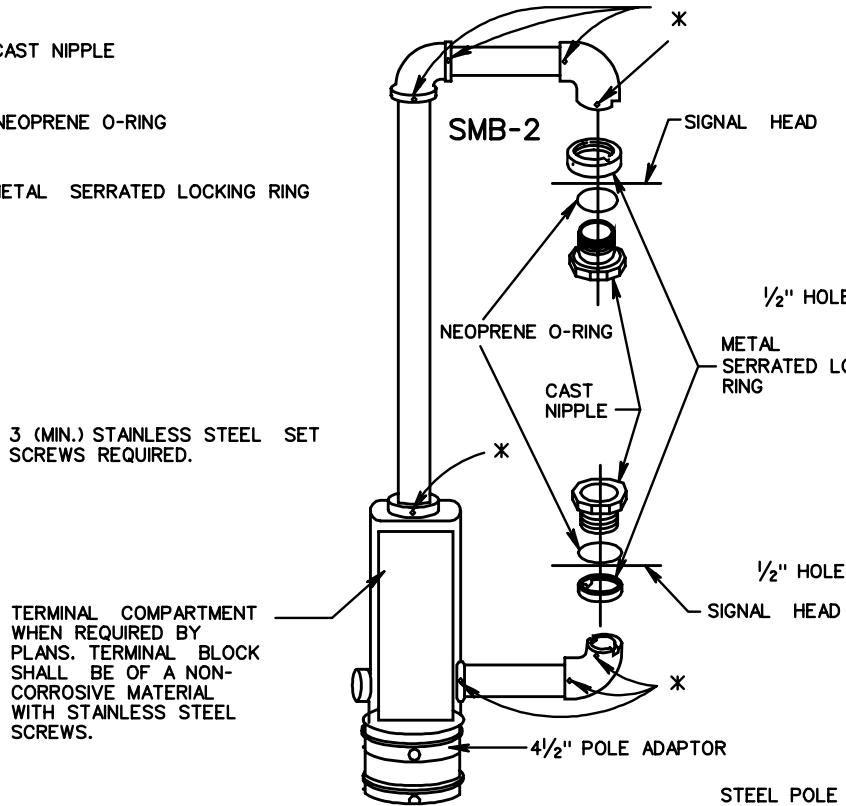


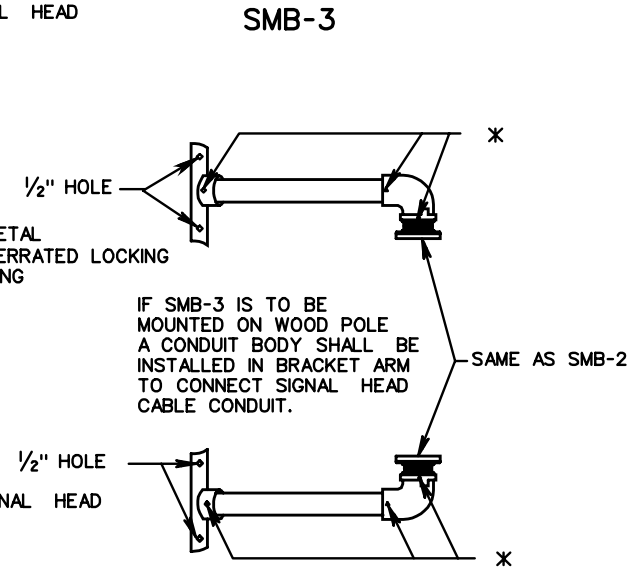
POLE TOP MOUNTING CAST ALUMINUM
SIGNAL HEADS ONLY



POLE TOP MOUNTING CAST ALUMINUM
OR POLYCARBONATE SIGNAL HEADS



POLE BRACKET MOUNTING CAST ALUMINUM
OR POLYCARBONATE SIGNAL HEADS



STEEL POLE SHALL BE DRILLED AND TAPPED AND MOUNTING ACCOMPLISHED UTILIZING 1/2" STAINLESS STEEL BOLTS.

NOTES:

IF PEDESTRIAN SIGNALS ARE BEING INSTALLED, THE MOUNTING ATTACHMENTS (SMB-1,2,3) SHALL BE A TYPE SPECIFICALLY MANUFACTURED FOR THAT PURPOSE.

SMB-1, 2 AND 3 SHOWN ARE TYPICAL AND FOR ONE-WAY SIGNAL DISPLAY. OTHER DESIGNS MAY BE SUBMITTED FOR APPROVAL BY THE ENGINEER. MULTI-WAY ASSEMBLIES, WHEN REQUIRED, SHALL BE OF SIMILAR APPROPRIATE DESIGN.

* SET SCREWS SHALL BE STAINLESS STEEL



ROAD AND BRIDGE STANDARDS

SHEET 1 OF 1

REVISION DATE

1303.40

SIGNAL HEAD MOUNTING DETAILS

POLE TOP AND BRACKET

VIRGINIA DEPARTMENT OF TRANSPORTATION

SPECIFICATION
REFERENCE

703