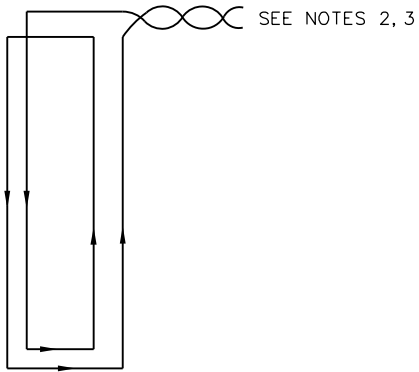
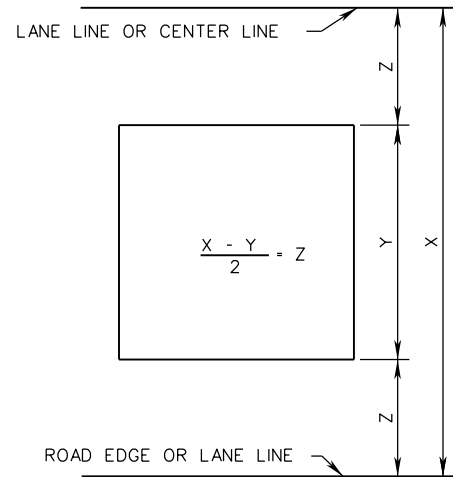



NOTES:

1. ALL DIMENSIONS NOT SHOWN SHALL BE AS SPECIFIED ON THE CONTRACT DOCUMENTS.
2. LOOP WIRE TWISTED TOGETHER WITH A MINIMUM OF THREE TURNS PER RUNNING FOOT.
3. BASED ON THE LENGTH OF LEAD-IN CABLE, ADDITIONAL WIRE TURNS PER LOOP MAY BE REQUIRED AS SPECIFIED BY THE CONTRACT DOCUMENTS.

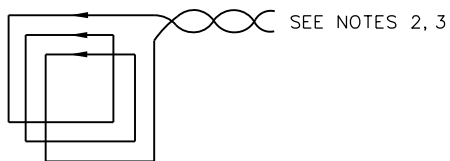


LOOP CABLE INSTALLATION

TD-1A

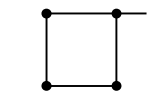


PLAN VIEW

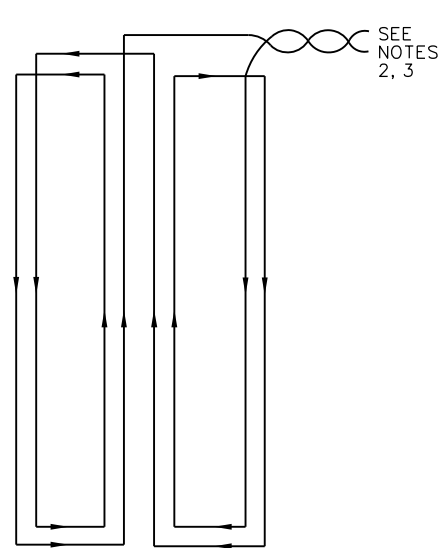


LOOP CABLE INSTALLATION

TD-1B

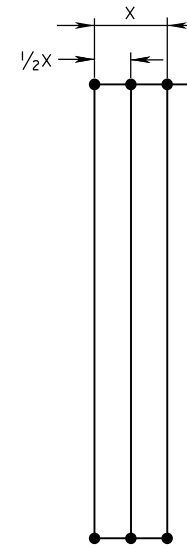


PLAN VIEW



LOOP CABLE INSTALLATION

TD-1C



PLAN VIEW