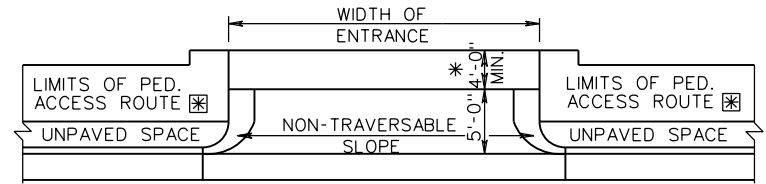


HALF PLAN



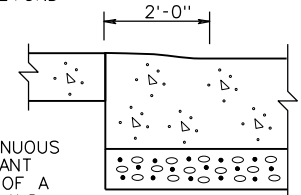
PEDESTRIAN ACCESS ROUTE DETAIL

ADDITIONAL RIGHT-OF-WAY IS REQUIRED IF THE LIMITS OF PEDESTRIAN ACCESS ROUTE * EXTEND BEYOND EXISTING OR PROPOSED VDOT RIGHT-OF-WAY.

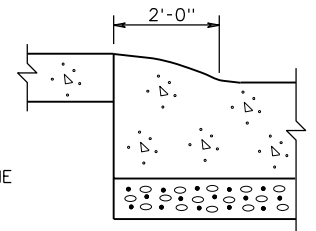
* PEDESTRIAN ACCESS ROUTES * PROVIDE A CONTINUOUS UNOBSTRUCTED, STABLE, FIRM AND SLIP RESISTANT PATH CONNECTING ALL ACCESSIBLE ELEMENTS OF A FACILITY THAT CAN BE APPROACHED, ENTERED AND USED BY PEDESTRIANS. IF ACCESS ROUTE IS ADJACENT TO BACK OF CURB, MINIMUM WIDTH SHOULD BE 6'.

* IF PEDESTRIAN ACCESS ROUTES * ARE BEING PROVIDED, A MINIMUM 4' TRAVERSABLE WIDTH IS REQUIRED WITH A MAX. 2% CROSS SLOPE.

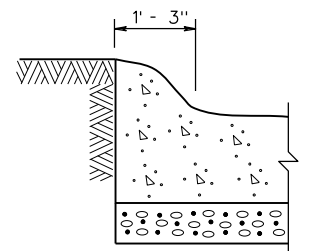
WHEN USED IN CONJUNCTION WITH STANDARD CG-3 OR CG-7, THE CURB FACE ON THIS STANDARD IS TO BE ADJUSTED TO MATCH THE MOUNTABLE CURB CONFIGURATION.



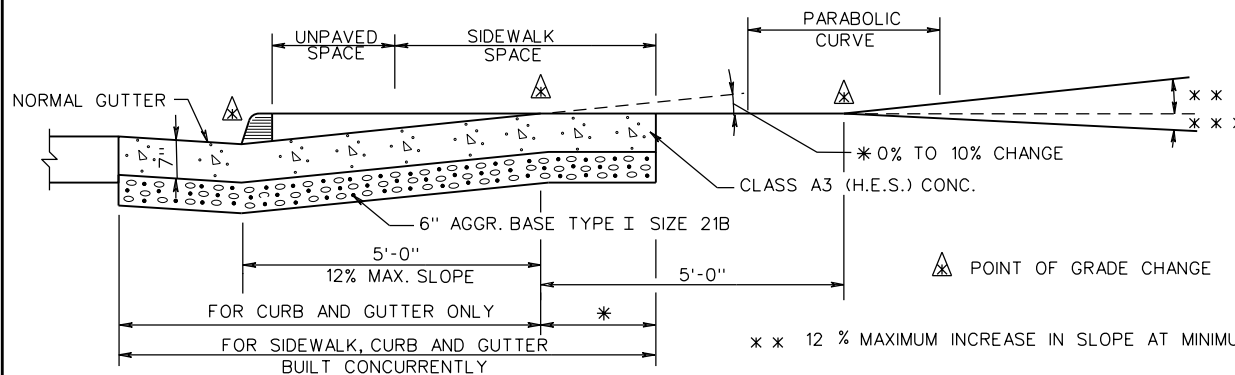
SECTION F-F



SECTION E-E



SECTION D-D



SECTION C-C

- * * 12 % MAXIMUM INCREASE IN SLOPE AT MINIMUM 10' INTERVALS
- * * * 3 % MAXIMUM DECREASE IN SLOPE FOR FIRST 10' INTERVAL AND 8 % MAXIMUM DECREASE FOR SUCCEEDING MINIMUM 10' INTERVALS

SPECIFICATION REFERENCE
502

STANDARD ENTRANCE GUTTER

(FOR USE WITH UNPAVED SPACE BETWEEN CURB & SIDEWALK)

VIRGINIA DEPARTMENT OF TRANSPORTATION

VDOT	
ROAD AND BRIDGE STANDARDS	
REVISION DATE	SHEET 1 OF 1
01/13	203.02