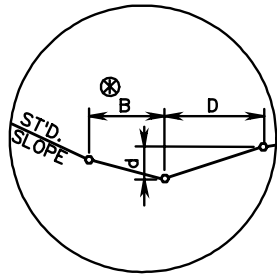
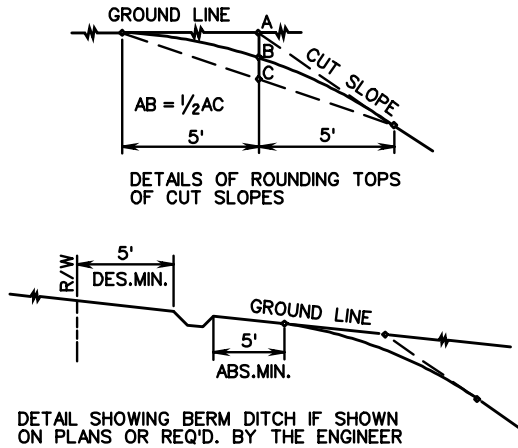


CS-3



DETAIL A



DETAIL SHOWING BERM DITCH IF SHOWN ON PLANS OR REQ'D. BY THE ENGINEER

NOTES:

SLOPE ROUNDING TO BE IN ACCORDANCE WITH ABOVE DETAIL UNLESS SPECIFICALLY EXCEPTED ON PROJECT TYPICAL SECTION(S).

SEE STANDARD CS-2A FOR SUGGESTED METHODS OF FINISHING SLOPES TO FIT VARIOUS CONDITIONS.

SEE STANDARD CS-2 FOR SUGGESTED METHOD OF TRANSITIONING FROM CUT TO FILL.

ALL SLOPES SHALL BE FINISHED IN ACCORDANCE WITH THIS PLAN AND NOTES HEREON. EXCEPTIONS: LACK OF RIGHT OF WAY, ROCK OUT-CROP, OR WHERE DESIRABLE TO SAVE TREES, SHRUBBERY, ETC., AS MAY BE DIRECTED BY THE ENGINEER. SHOULD THIS RESULT IN SURPLUS EXCAVATION MATERIAL, SUCH SURPLUS SHALL BE USED AS DIRECTED BY THE ENGINEER, IN LIEU OF BORROW, TO WIDEN FILLS, OR GRADE WITHIN THE RIGHT OF WAY. SHOULD IT RESULT IN INSUFFICIENT EXCAVATION MATERIAL, SUCH MATERIAL SHALL BE OBTAINED AS DIRECTED BY THE ENGINEER.

IN SHALLOW CUTS, WHERE POSSIBLE, KEEP THE CUT SLOPE AT LEAST AS STEEP AS THE DITCH SLOPE BY WIDENING THE DITCH, HOLDING THE STANDARD DEPTH.

MAXIMUM SLOPE RATE SHALL NOT BE CHANGED MORE THAN TWICE IN A CUT.

IF METHOD SHOWN FOR TRANSITIONING FROM 1/2:1 SLOPES AND VICE VERSA, PRODUCES TRANSITIONS TOO SHORT, THEY SHALL BE INCREASED TO 100' IN LENGTH.

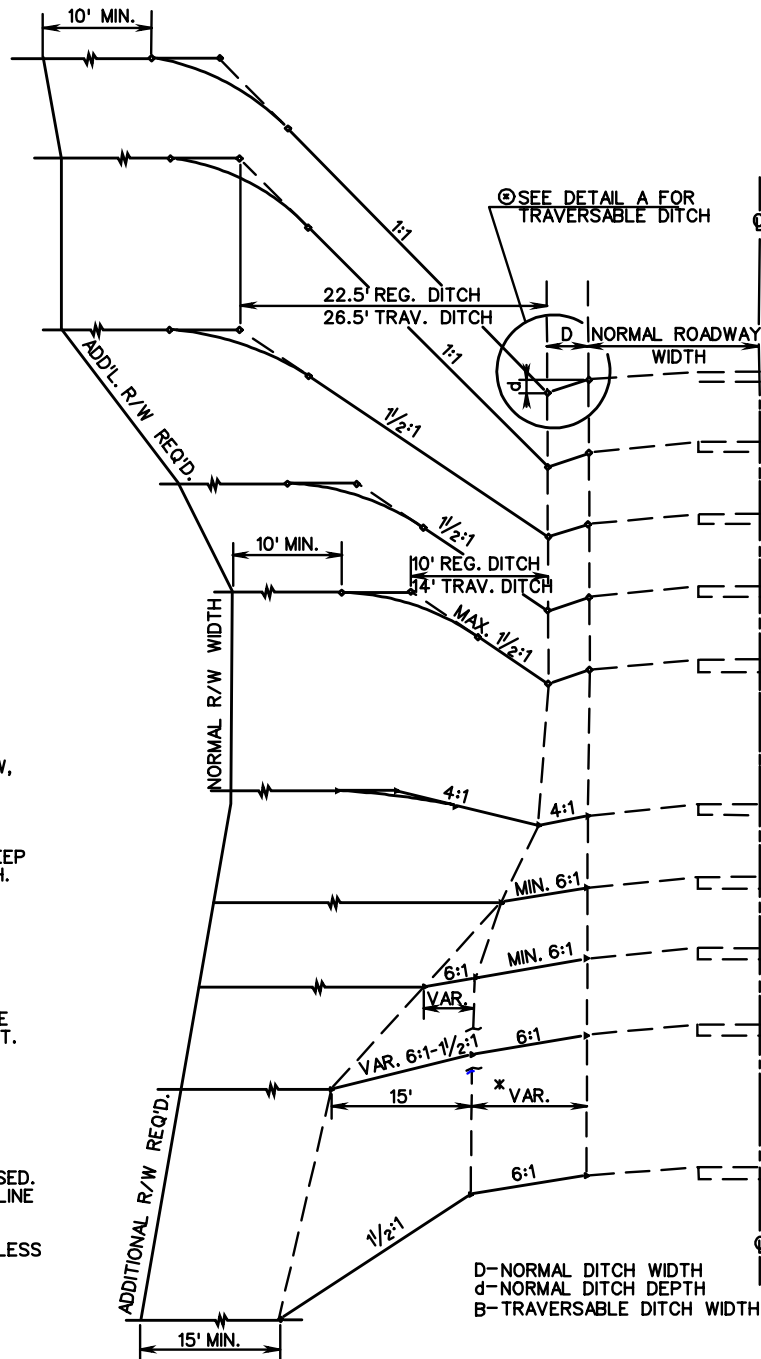
WHEN RECOVERABLE AREAS ARE NOT INDICATED ON THE TYPICAL SECTION, THE FILL SLOPE IS TO BE APPLIED TO THE NORMAL SHOULDER WIDTH BREAK POINT.

⊗ SEE TYPICAL SECTION FOR DITCH WIDTH.

* SEE TYPICAL SECTION FOR RECOVERABLE AREA WIDTH TO BE USED WITH NORMAL FILL SHOULDER WIDTH.

WHEN FOUND EXPEDIENT, STANDARD DITCH WIDTH AND DEPTH MAY BE INCREASED. THE DISTANCE BETWEEN BOTTOM OF DITCH AND MINIMUM OF RIGHT OF WAY LINE TO REMAIN AS SHOWN FOR STANDARD DITCH.

IN CUTS UP 400' IN LENGTH 1/2:1 SLOPES MAY BE CARRIED THROUGH REGARDLESS OF DEPTH, PROVIDED RIGHT OF WAY IS AVAILABLE.



ROAD AND BRIDGE STANDARDS

SHEET 1 OF 1

REVISION DATE

701.04

TYPICAL METHODS OF GRADING SIDE SLOPES

VIRGINIA DEPARTMENT OF TRANSPORTATION

SPECIFICATION REFERENCE

303