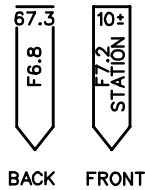
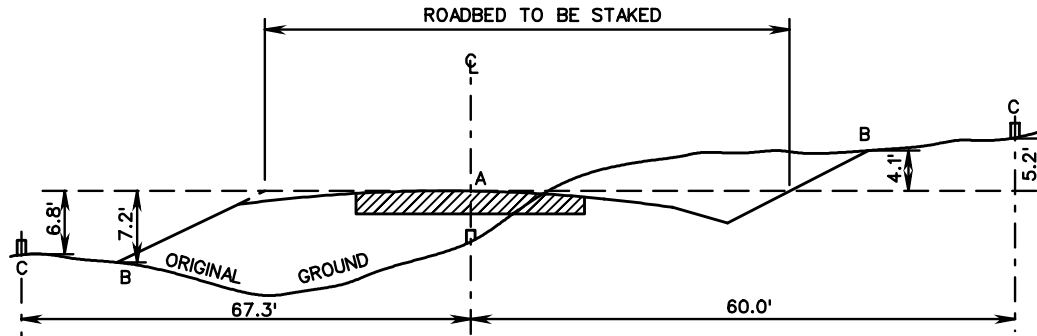
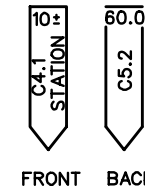


**SLOPE STAKES ON TANGENTS**

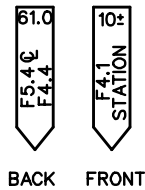
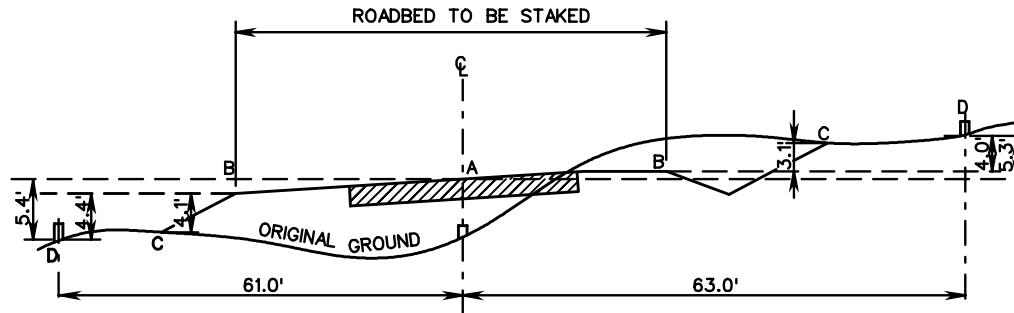


THE FRONT OF THE STAKE SHALL INDICATE THE CUT OR FILL TO THE SLOPE INTERSECTION (VERTICAL DISTANCE A TO B), THE OFFSET DISTANCE (B TO C), AND THE STATION.

THE BACK OF THE STAKE SHALL INDICATE THE CUT OR FILL AT THE POINT WHERE THE STAKE IS SET (VERTICAL DISTANCE A TO C), AND THE DISTANCE TO THE CENTERLINE (A TO C).

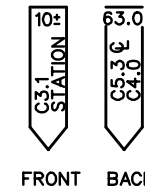


**SLOPE STAKES ON CURVES**



THE FRONT OF THE STAKE SHALL INDICATE THE CUT OR FILL TO THE SLOPE INTERSECTION INCLUDING SUPERELEVATION (VERTICAL DISTANCE B TO C), THE OFFSET DISTANCE (C TO D), AND THE STATION.

THE BACK OF THE STAKE SHALL INDICATE THE CUT OR FILL TO CENTERLINE AT THE POINT WHERE THE STAKE IS SET (VERTICAL DISTANCE A TO D), THE CUT OR FILL WHERE THE STAKE IS SET, INCLUDING SUPERELEVATION (VERTICAL DISTANCE B TO D), AND THE DISTANCE TO CENTERLINE (A TO D).



SPECIFICATION REFERENCE

105

**STANDARD METHOD OF SETTING AND MARKING SLOPE STAKES**

VIRGINIA DEPARTMENT OF TRANSPORTATION

**VDOT**

ROAD AND BRIDGE STANDARDS

REVISION DATE

SHEET 1 OF 1

607.01