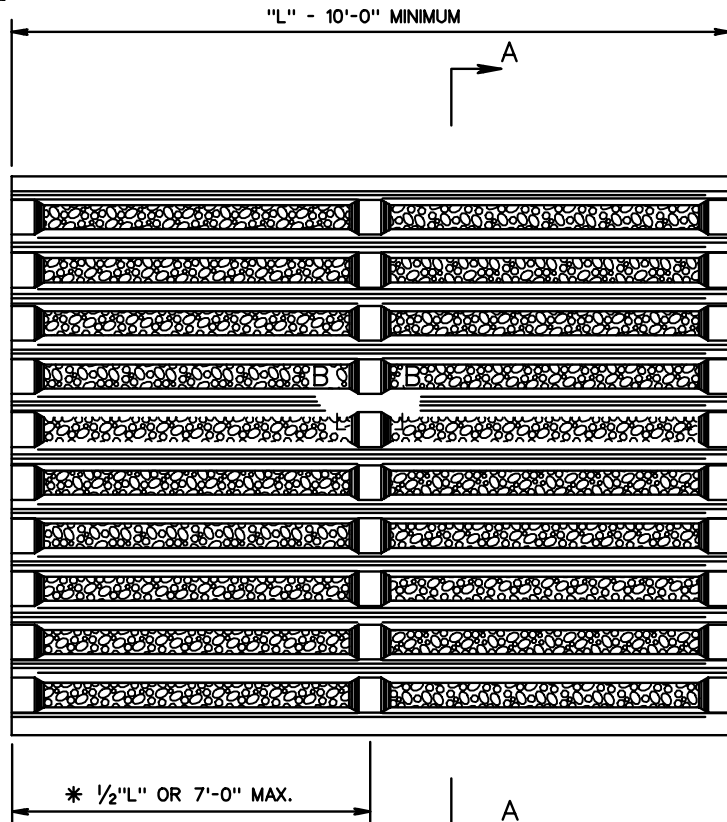


G-3A



PLAN VIEW

NOTES:
 ANY MANUFACTURERS FABRICATION MEETING OR EXCEEDING THE MINIMUM DESIGN REQUIREMENTS DETAILED HEREON WILL BE ACCEPTABLE.

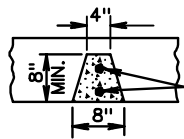
ALL CONCRETE IN PRECAST MEMBERS TO BE 4000 PSI.

LENGTH TO BE AS SHOWN ON PLANS.

* A RAIL SPACING OF 9 1/2" WOULD BE ALLOWED PROVIDED THE SPACE OF BEAMS DOES NOT EXCEED 3'.

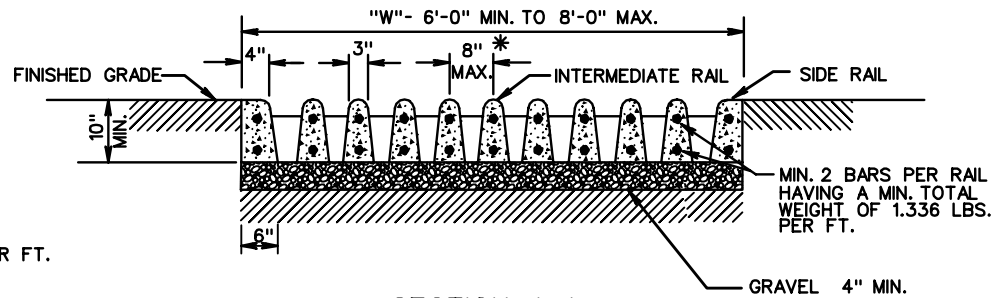
MINIMUM SECTIONAL AREA OF MEMBERS

INTERMEDIATE RAIL - 28 SQ. IN.
 SIDE RAIL - 50 SQ. IN.
 BEAM - 48 SQ. IN.



MIN. 2 BARS PER BEAM HAVING A MIN. TOTAL WEIGHT OF 2.004 LBS. PER FT.

SECTION B-B
 TYPICAL BEAM SECTION



SECTION A-A

VDOT
 ROAD AND BRIDGE STANDARDS

PRECAST CONCRETE CATTLE GUARD

SPECIFICATION REFERENCE

SHEET 1 OF 1

REVISION DATE

VIRGINIA DEPARTMENT OF TRANSPORTATION

302

604.02