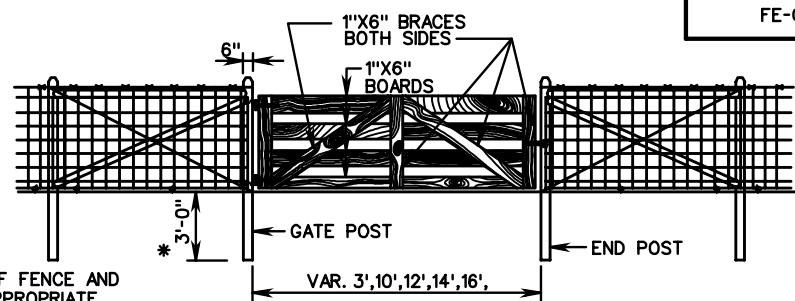


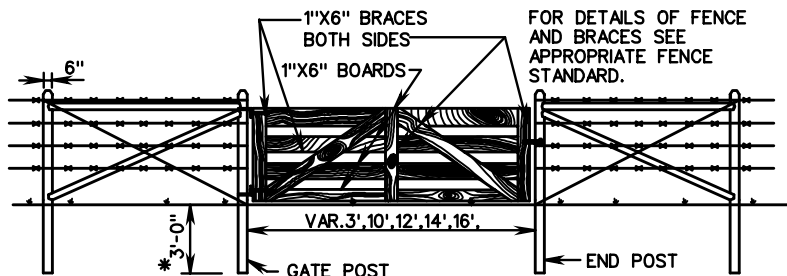
METAL GATE - METAL POSTS - WOVEN WIRE



WOOD GATE - WOOD POSTS - WOVEN WIRE

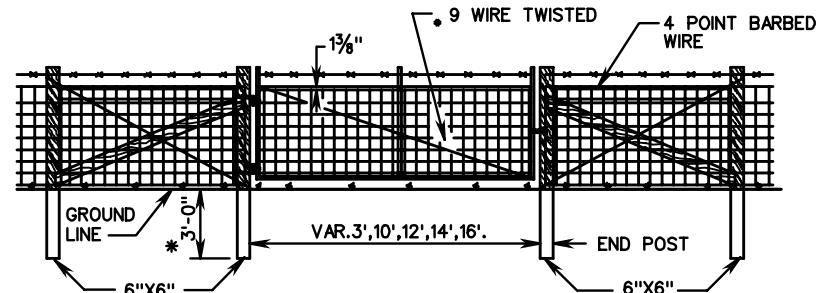
* IF GATE WIDTH EXCEEDS 12', GATE POST IS TO BE SET 3'-6" INTO GROUND HEIGHT OF GATE POST ABOVE GROUND DEPENDS ON TYPE OF FENCE USED- 5'-0", WOVEN WIRE FABRIC, 4'-6", BARBED WIRE.

FOR DETAILS OF FENCE AND BRACES SEE APPROPRIATE FENCE STANDARD.



WOOD GATE - WOOD POSTS - BARBED WIRE

FOR DETAILS OF FENCE AND BRACES SEE APPROPRIATE FENCE STANDARD.



METAL GATE - WOOD POSTS - WOVEN WIRE

WOOD GATE

BRACES ARE TO BE BOLTED AT EXTREMITIES AND INTERSECTIONS WITH A MIN. OF (2) 5/8" DIA. GALV. BOLTS, NUTS, AND WASHERS. ALL OTHER POINTS OF CONTACT ARE TO BE NAILED FROM BOTH SIDES WITH A MIN. OF 3-10D GALV. NAILS.

LUMBER FOR GATE IS TO BE ANY DRESSED, TRUE TYPE MEETING THE APPROVAL OF THE ENGINEER IT IS TO BE TREATED WITH PRESERVATIVES OTHER THAN CREOSOTE.

WOOD GATE IS TO HAVE TWO COATS OF EXTERIOR WHITE PAINT UNLESS OTHERWISE DIRECTED BY THE ENGINEER. PAINT IS TO MEET THE REQUIREMENTS OF THE CURRENT ROAD AND BRIDGE SPECIFICATIONS.

METAL GATE

GATE FRAME AND CENTER BRACE TO BE TO THE DIMENSIONS SHOWN ON THE DRAWING EXCEPT THAT A 3" WIDTH GATE CAN HAVE A MIN. 1" FRAME WITH NO CENTER BRACE.

GATE IS TO BE HOT DIPPED GALVANIZED OR ELECTROPLATE GALVANIZED IN ACCORDANCE WITH ASTM A-164 TYPE GS.

GATE FABRIC IS TO BE ALL #11 GAUGE EXCEPT TOP AND BOTTOM STRANDS WHICH ARE TO BE #9 VERTICAL STRANDS ARE TO BE SPACED 6" APART.

MISCELLANEOUS

IF LOCATIONS OF GATES ARE NOT SPECIFIED ON PLANS, THEY ARE TO BE ERECTED AT THE SITES DESIGNATED BY THE ENGINEER.

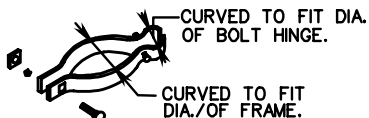
GATE HINGE AND LATCH ASSEMBLIES MAY BE OF ANY TYPE MEETING THE APPROVAL OF THE ENGINEER, EXCEPT THAT ALL HINGES ARE TO BE OF A BOLT-THROUGH TYPE. ALL FITTINGS ARE TO BE HOT DIPPED GALVANIZED.

ANY COMBINATION OF GATE AND FENCE TYPES MEETING THE APPROVAL OF THE ENGINEER WILL BE ACCEPTABLE AND IS NOT LIMITED TO THE EXAMPLES SHOWN HEREON.

WHERE WOOD GATES POSTS FALL IN ROCK OR MARSHY AREAS THEY ARE TO BE SET IN CLASS A3 OR C1 CONCRETE.



HINGE BOLT
(2 REQ'D)



HINGE CLAMP
(2 REQ'D)

SUGGESTED HINGE ASSEMBLY

SPECIFICATION REFERENCE

242
507
236

STANDARD FENCE GATES

VIRGINIA DEPARTMENT OF TRANSPORTATION

VDOT

ROAD AND BRIDGE STANDARDS

REVISION DATE

SHEET 1 OF 1

503.05