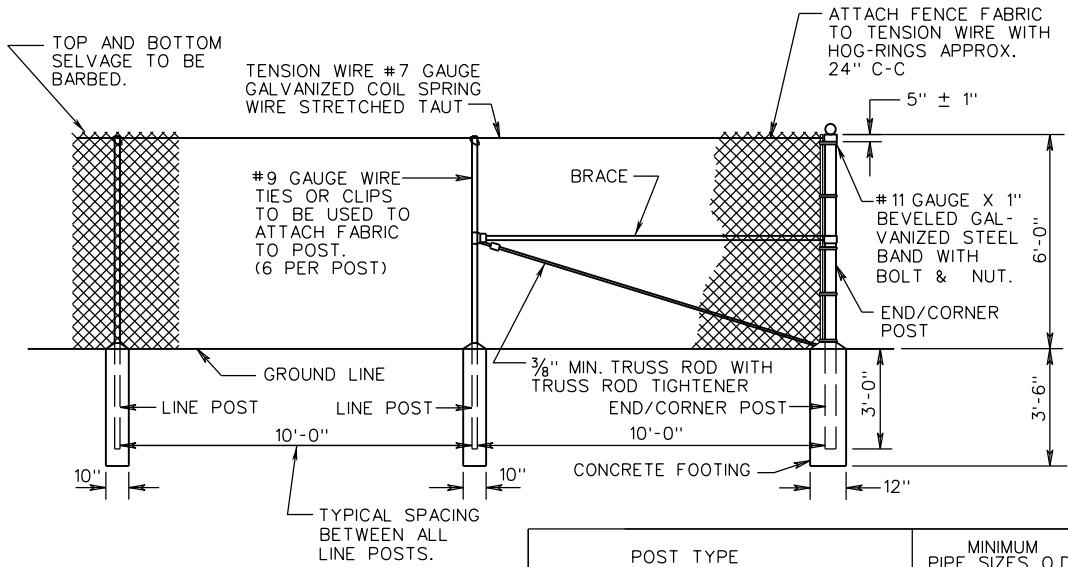
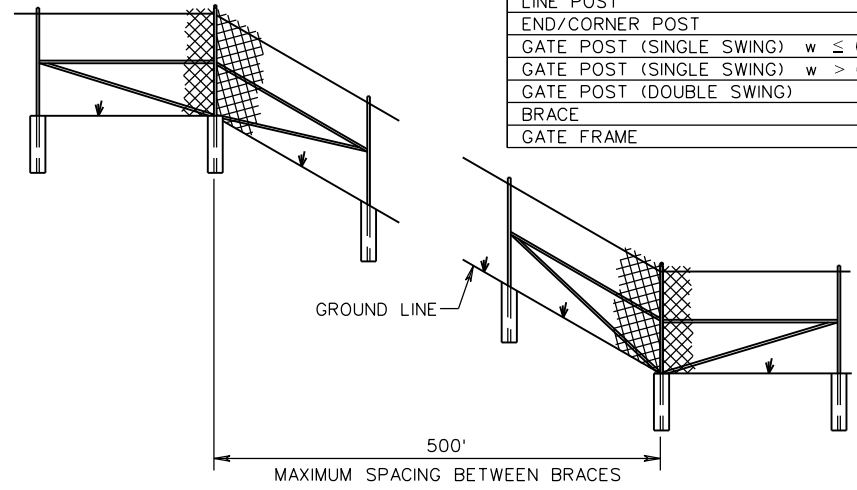


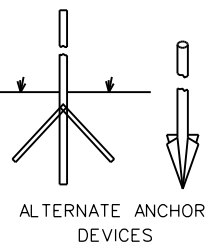
FE-CL



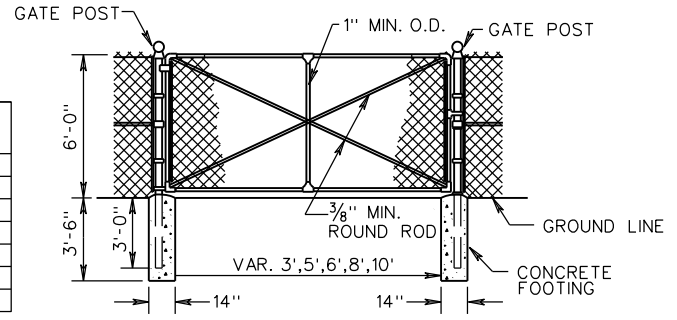
POST TYPE	MINIMUM PIPE SIZES O.D.
LINE POST	2.375"
END/CORNER POST	2.875"
GATE POST (SINGLE SWING) w ≤ 6ft.	2.875"
GATE POST (SINGLE SWING) w > 6ft.	4.00"
GATE POST (DOUBLE SWING)	2.875"
BRACE	1.66"
GATE FRAME	1.90"



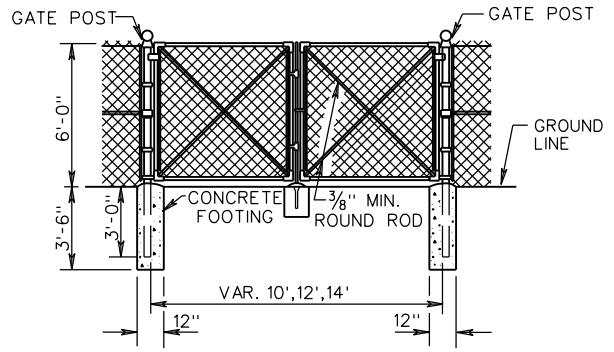
ALTERNATE ANCHOR DEVICES MAY BE USED IN LIEU OF SETTING POST IN CONCRETE. DEVICES SHOWN ARE REPRESENTATIONAL ONLY. SEE GENERAL NOTES.



NOTES:
 SEE GENERAL NOTES-FENCING FOR ADDITIONAL DETAILS AND INSTRUCTIONS
 A MOISTURE-EXCLUDING CAP IS REQUIRED ON TUBULAR POSTS.
 MATERIAL FOR CAP SHALL CONFORM TO THE ALLOWABLE TYPES FOR OTHER LISTED FITTINGS.
 CORNER BRACE - TO BE USED WHEN HORIZONTAL ALIGNMENT CHANGES 15° OR MORE.
 LINE BRACE - TO BE USED WHEN VERTICAL ALIGNMENT CHANGES 15° OR MORE
 END/ CORNER POSTS SHALL BE USED WITH ALL LINE AND CORNER BRACES
 BRACES SHALL BE INSTALLED HALF THE HEIGHT ABOVE THE GROUND LINE OF THE POST WHEN A TOP RAIL IS USED, OR TWO THIRDS THE HEIGHT ABOVE THE GROUND LINE WHEN A TENSION WIRE IS USED IN LIEU OF A TOP RAIL.
 CHAIN LINK FENCE GREATER THAN 6 FEET IN HEIGHT SHALL BE SUBMITTED TO THE STANDARDS & SPECIAL DESIGN SECTION FOR APPROVAL.



SINGLE SWING GATE



DOUBLE SWING GATE

(TO BE USED WHERE SWINGING CLEARANCE IS LIMITED)

VDOT
 ROAD AND BRIDGE STANDARDS

SHEET 1 OF 1 REVISION DATE
 503.04 7/11

STANDARD FENCE
CHAIN LINK

VIRGINIA DEPARTMENT OF TRANSPORTATION

SPECIFICATION REFERENCE

242
 507