
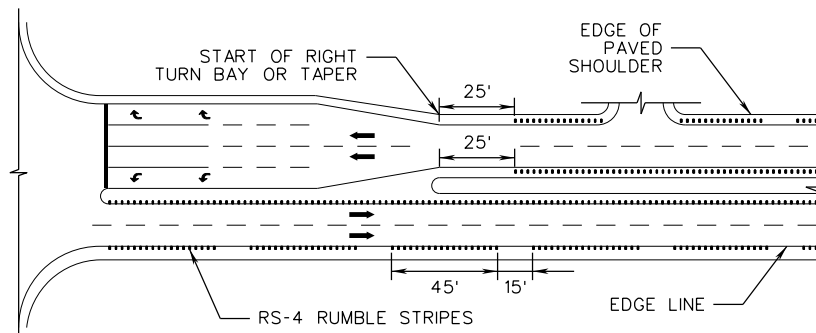
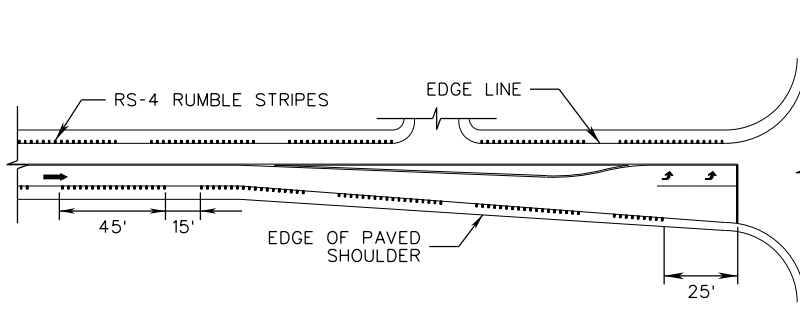


RS-4 MEDIAN, SECTION VIEW A-A  
(SHOULDER WIDTH GREATER THAN 1'-0")



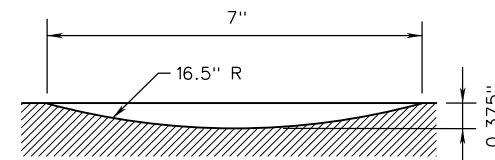
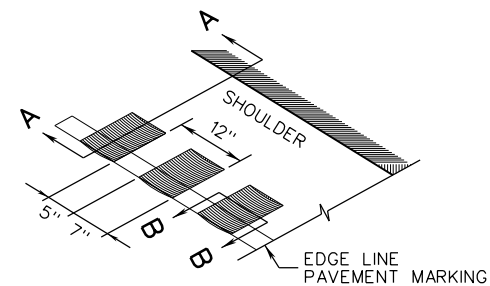
RS-4 OUTSIDE, SECTION VIEW A-A  
(SHOULDER WIDTH GREATER THAN 1'-0")



PLAN VIEW  
PUBLIC ROADWAY OR COMMERCIAL ENTRANCE

**NOTES**

- EDGE LINE RUMBLE STRIPE GROOVES ON THE OUTSIDE RIGHT SHOULDER SHALL BE MILLED-IN WITH INTERMITTENT PATTERN OF 45 FEET OF GROOVES FOLLOWED BY A 15-FOOT GAP AS SHOWN ON THE PLANS OR AS DIRECTED BY THE ENGINEER.
- EDGE LINE RUMBLE STRIPE GROOVES ON THE MEDIAN SHOULDER OF DIVIDED HIGHWAYS SHALL BE MILLED-IN CONTINUOUSLY AS SHOWN ON THE PLANS OR AS DIRECTED BY THE ENGINEER.
- EDGE LINE RUMBLE STRIPES SHALL BE INSTALLED ON MAINLINE SHOULDERS ONLY, UNLESS DIRECTED BY THE REGIONAL TRAFFIC ENGINEER FOR RAMP.
- EDGE LINE RUMBLE STRIPES SHALL NOT BE INSTALLED WITHIN THE LIMITS OF BRIDGES DRAINAGE APRONS, RAIL GRADE CROSSINGS, OR MARKED CROSSWALKS UNLESS DIRECTED BY THE ENGINEER.
- EDGE LINE RUMBLE STRIPES SHALL NOT BE PLACED WITHIN 25 FEET OF ANY PUBLIC ROADWAY, COMMERCIAL DRIVEWAY, MEDIAN BREAK CROSSOVER TAPER OR TURN RADIUS; TURN LANE OR ACCELERATION / DECELERATION LANE TAPER; OR, WITHIN THE GORE AREA.
- ALL MATERIAL MILLED TO FORM THE RUMBLE STRIPE SHALL BE THOROUGHLY REMOVED, DISPOSED OF IN A LOCATION APPROVED BY THE ENGINEER, AND SWEEPED CLEAN OF DUST.
- MILLING INTO EXISTING AND NEW PAVEMENTS SHALL BE IN ACCORDANCE WITH VDOT SPECIFICATIONS, SUPPLEMENTAL SPECIFICATIONS AND SPECIAL PROVISIONS. LIQUID ASPHALT COATING (EMULSION) OVERSPRAY SHALL NOT EXTEND MORE THAN 2 INCHES BEYOND THE WIDTH OF GROOVE AND/OR SHALL NOT COME IN CONTACT WITH PAVEMENT MARKINGS.
- TEMPORARY PAVEMENT MARKINGS OR MARKERS SHALL BE INSTALLED IF PERMANENT MARKINGS CANNOT BE INSTALLED IN ACCORDANCE WITH TIME LIMITS SPECIFIED IN SECTION 704 OF THE SPECIFICATIONS AND AT THE DIRECTION OF THE ENGINEER.
- PAVEMENT MARKINGS AND MARKERS SHALL BE PLACED AT TIME AND LOCATIONS IN ACCORDANCE WITH THE CURRENT VDOT STANDARDS, CONTRACT DOCUMENTS, VIRGINIA SUPPLEMENT TO THE MUTCD, AND AS DIRECTED BY THE ENGINEER.



RUMBLE GROOVE SECTION B-B

SPECIFICATION REFERENCE

310  
315

A COPY OF THE ORIGINAL SEALED AND SIGNED STANDARD DRAWING IS ON FILE IN THE CENTRAL OFFICE

**EDGE LINE RUMBLE STRIPES**

VIRGINIA DEPARTMENT OF TRANSPORTATION

**VDOT**

ROAD AND BRIDGE STANDARDS

REVISION DATE

SHEET 1 OF 1

07/16

304.03