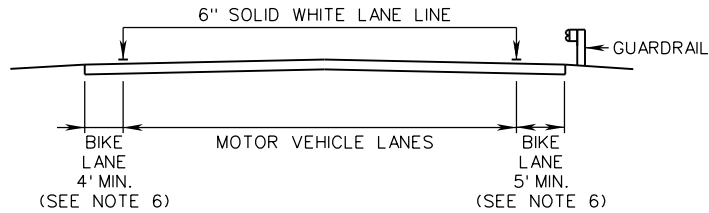
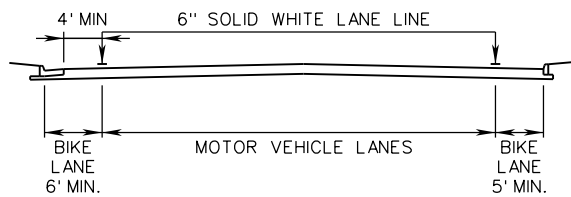
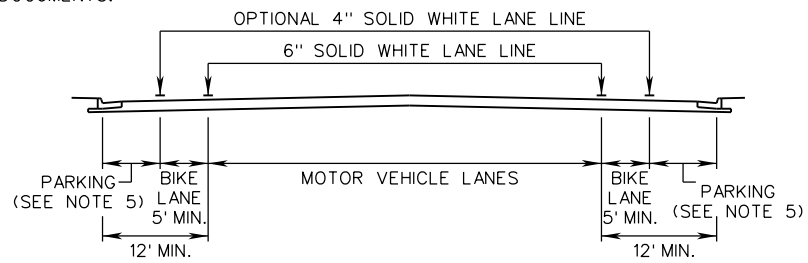
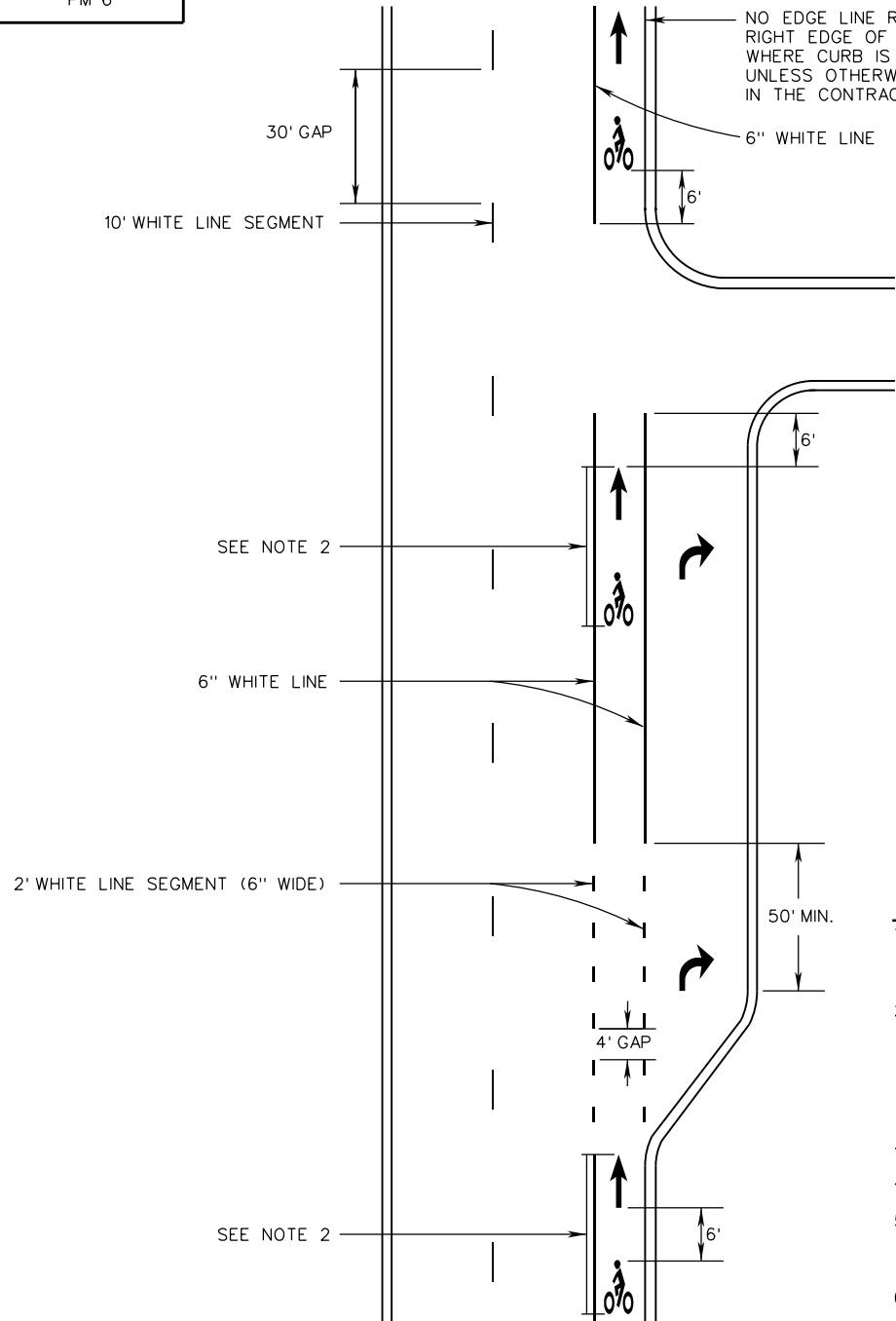


PM-6



TYPICAL BIKE LANE CROSS SECTIONS

NOTES:

1. ALL PAVEMENT MARKINGS SHALL BE INSTALLED IN ACCORDANCE WITH THESE STANDARDS, THE MUTCD, AND THE VIRGINIA SUPPLEMENT TO THE MUTCD, UNLESS OTHERWISE SPECIFIED IN THE CONTRACT DOCUMENTS.
2. PAVEMENT MARKINGS CONSISTING OF BICYCLIST THRU ARROW AND HELMETED BICYCLIST SYMBOL SHALL BE PLACED JUST PRIOR TO THE BEGINNING OF THE RIGHT TURN LANE TAPER AS SHOWN. THEY SHALL ALSO BE PLACED 6' FROM THE END OF THE SOLID WHITE LINE AT RIGHT TURN LANES IF THE SOLID WHITE LINE SEPARATING THE BICYCLE LANE FROM THE RIGHT TURN LANE IS GREATER THAN 100' IN LENGTH.
3. BICYCLE LANE SYMBOLS SHALL BE PLACED A MAXIMUM OF 500' APART.
4. SEE PM-10 FOR HELMETED BICYCLIST SYMBOL AND ARROW DETAILS.
5. PARKING LANE WIDTH SHALL BE 7' FOR RESIDENTIAL STREETS AND 8' FOR COMMERCIAL AND MIXED-USE STREETS. REFER TO THE VDOT ROAD DESIGN MANUAL FOR ADDITIONAL REQUIREMENTS.
6. DELINEATING BICYCLE LANES WITHIN THE LIMITS OF A REQUIRED PAVED SHOULDER AREA IS NOT PERMITTED.

VDOT	
ROAD AND BRIDGE STANDARDS	
SHEET 1 OF 2	REVISION DATE
1330.60	01/15

A COPY OF THE ORIGINAL SEALED AND SIGNED DRAWING IS ON FILE IN THE CENTRAL OFFICE.

TYPICAL PAVEMENT MARKING

BICYCLE LANE

VIRGINIA DEPARTMENT OF TRANSPORTATION

SPECIFICATION REFERENCE
704