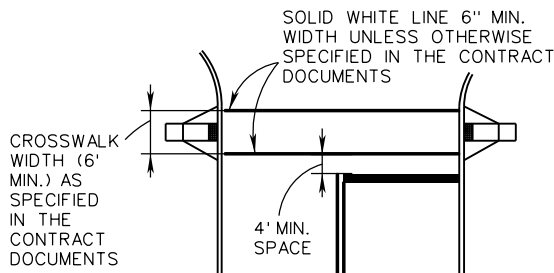


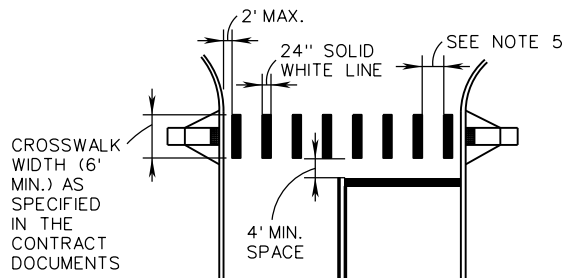
**CROSSWALK WIDTH
(TRANSVERSE LINES)**

NOTES:

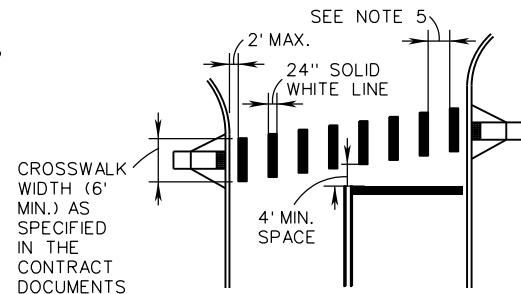
1. ALL PAVEMENT MARKINGS SHALL BE INSTALLED IN ACCORDANCE WITH THESE STANDARDS, THE MUTCD AND THE VIRGINIA SUPPLEMENT TO THE MUTCD, UNLESS OTHERWISE SPECIFIED IN THE CONTRACT DOCUMENTS.
2. THE LOCATION, WIDTH, AND TYPE OF THE PAVEMENT MARKINGS SHALL BE AS SPECIFIED IN THE CONTRACT DOCUMENTS.
3. CROSSWALKS SHALL ALIGN WITH CURB RAMPS IN ACCORDANCE WITH STANDARD CG-12. THE CROSSWALK SHALL BE AT LEAST AS WIDE AS THE LEVEL LANDING AREA OF THE CURB RAMP.
4. WHEN LONGITUDINAL LINES ARE SPECIFIED FOR THE CROSSWALK, THE LONGITUDINAL LINES SHALL BE PARALLEL TO THE PATH OF THRU TRAFFIC.
5. GAPS BETWEEN LONGITUDINAL LINES SHALL BE BETWEEN 2 - 5 FEET. GAP SPACING MAY VARY IN ORDER TO ALIGN LINES SUCH THAT THEY ARE OUTSIDE THE WHEEL PATHS OF THRU TRAFFIC. THE FIRST AND LAST LINES SHALL BE 2' MAXIMUM FROM EDGE OF SHOULDER OR EDGE OF GUTTER PAN.



TRANSVERSE LINES



LONGITUDINAL LINES



**LONGITUDINAL LINES
AT SKEWED INTERSECTIONS
(SEE NOTE 4)**



ROAD AND BRIDGE STANDARDS

A COPY OF THE ORIGINAL SEALED AND SIGNED DRAWING IS ON FILE IN THE CENTRAL OFFICE.

TYPICAL PAVEMENT MARKING

SPECIFICATION
REFERENCE

SHEET 4 OF 4

REVISION DATE

CROSSWALK MARKINGS

704

1330.33

NEW 01/15

VIRGINIA DEPARTMENT OF TRANSPORTATION