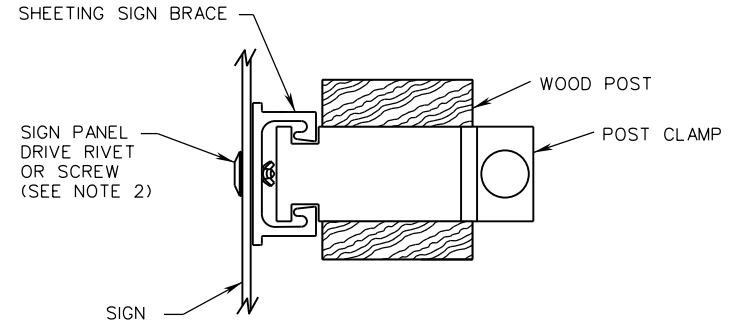
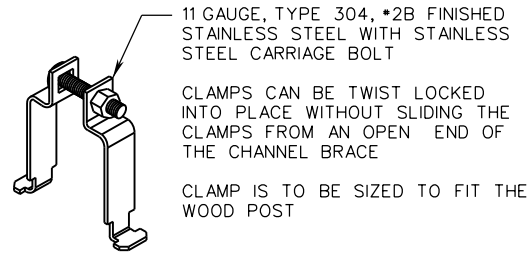


**WOOD POST & BRACE  
(CONNECTING JUNCTION)**



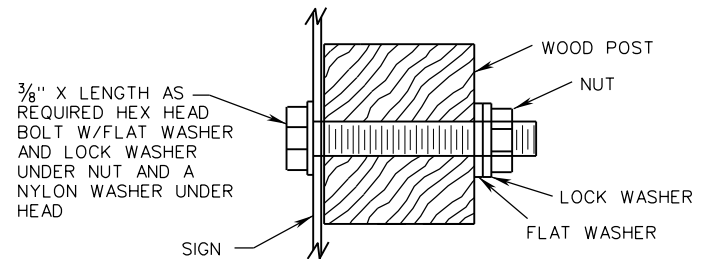
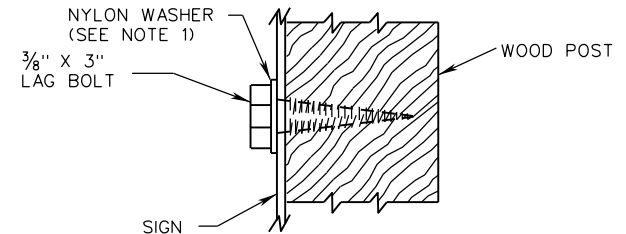
**SIGN PANEL ATTACHMENT DETAILS  
FOR WOOD POST REQUIRING BRACING**



**CLAMP DETAIL**

**NOTES:**

1. NYLON WASHER SHALL BE  $\frac{1}{16}$ " THICK MINIMUM WITH AN OUTSIDE DIAMETER OF 1" AND AN INSIDE DIAMETER OF  $\frac{1}{16}$ ".
2. DRIVE RIVET SHALL BE  $\frac{3}{16}$ " OR  $\frac{3}{8}$ " ALUMINUM FLAT HEAD RIVET WITH NYLON OR RUBBER WASHER.
3. SIGN PANEL ATTACHMENTS TO SQUARE TUBE POSTS SHALL BE AS PER STANDARD STP-1.
4. THE HEADS OF ALL DRIVE RIVETS AND BOLTS PROTRUDING FROM TEMPORARY SIGNS MAY BE UNCOATED. IF POWDER COATED, THE HEADS SHALL MATCH THE COLOR OF THE SIGN SHEETING.
5. BOLTS, NUTS, AND LOCK WASHERS SHALL BE GALVANIZED OR STAINLESS STEEL.



**SIGN ATTACHMENT DETAILS  
WOOD POST WITHOUT BRACING**

SPECIFICATION  
REFERENCE

512  
700

A COPY OF THE ORIGINAL SEALED AND SIGNED DRAWING IS ON FILE IN THE CENTRAL OFFICE.  
**TEMPORARY SIGNS**  
 (FOR CONSTRUCTION, MAINTENANCE, PERMIT AND UTILITY ACTIVITIES)  
**WOOD POST SIGN STRUCTURES - ATTACHMENT DETAILS**  
 VIRGINIA DEPARTMENT OF TRANSPORTATION

**VDOT**

ROAD AND BRIDGE STANDARDS

REVISION DATE  
NEW 02/16

SHEET 4 OF 6

1320.13