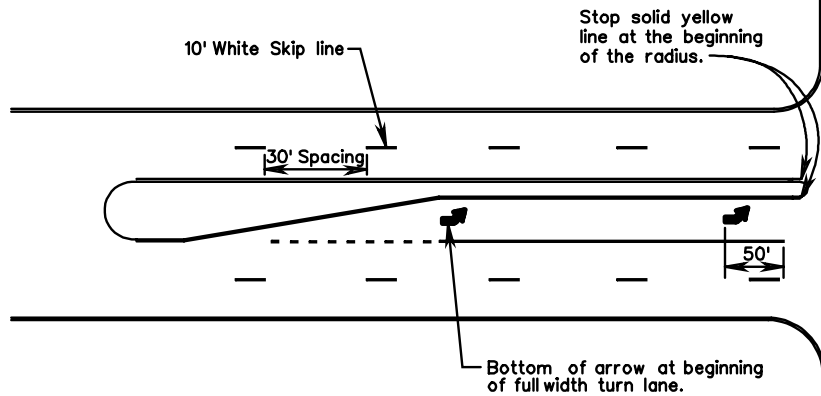


TURN LANE ARROWS

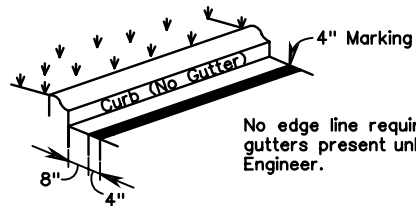
Turn arrows required in accordance with the following, unless otherwise directed by the Engineer.

TURN LANE LENGTH

- 301' or longer: 3 arrows
 - 1 Arrow located at beginning of full width turn lane.
 - 1 Arrow located at midpoint of full width turn lane.
 - 1 Arrow located 50' back from stopbar or end of lane line.
- 300' or less: 2 arrows
 - 1 Arrow located at beginning of full width turn lane.
 - 1 Arrow located 50' back from stopbar or end of lane line.



DETAIL FOR LOCATION OF EDGE LINES ON CURB SECTIONS OF ROADWAY (NO GUTTER)



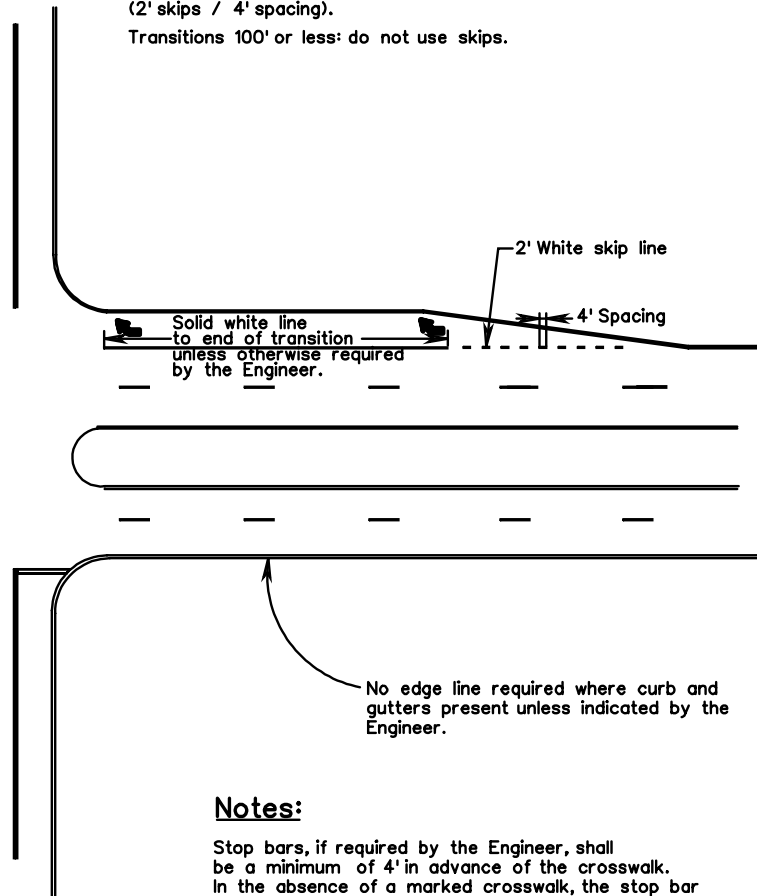
No edge line required where curb and gutters present unless indicated by the Engineer.

SKIPS

Thru lanes: use 10' skips / 30' spacing.

Transitions more than 100': use mini skips (2' skips / 4' spacing).

Transitions 100' or less: do not use skips.



Notes:

Stop bars, if required by the Engineer, shall be a minimum of 4' in advance of the crosswalk. In the absence of a marked crosswalk, the stop bar shall be a minimum of 4' and a maximum of 30' in advance of the nearest edge of the intersecting roadway. Stopbars shall be 2' in width.

Arrows shall be in accordance with the Federal MUTCD. Spacing between double solid yellow lines shall be 4".

TYPICAL PAVEMENT MARKING FOR UNSIGNALIZED INTERSECTIONS

VIRGINIA DEPARTMENT OF TRANSPORTATION