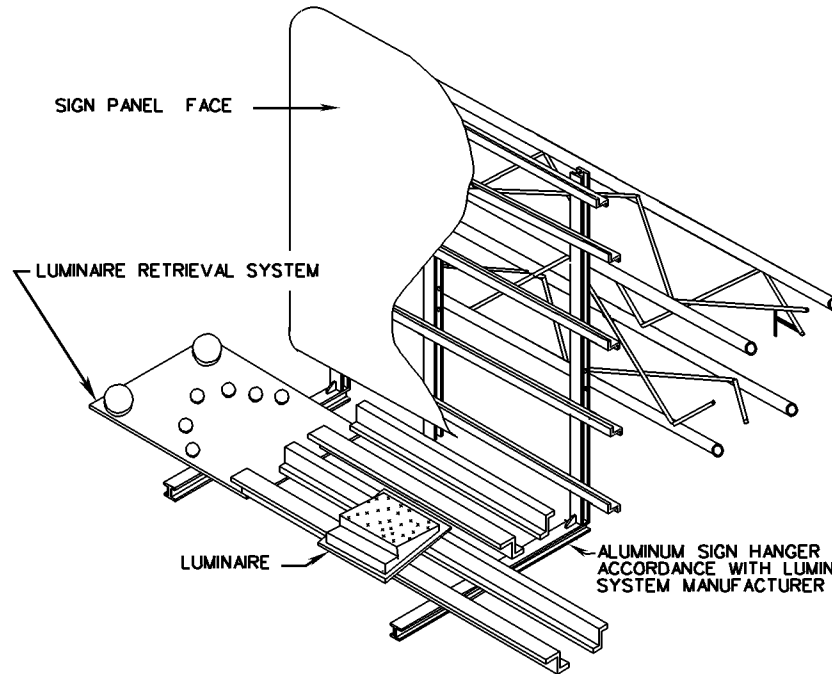


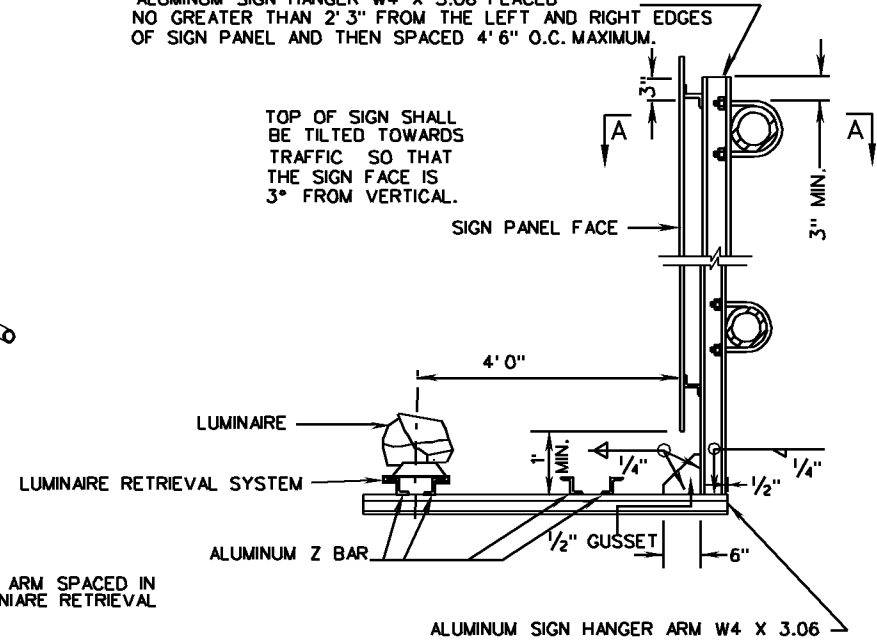
SIGN HANGER ERECTION DETAIL WITH LUMINAIRE RETRIEVAL SYSTEM

OSS-1

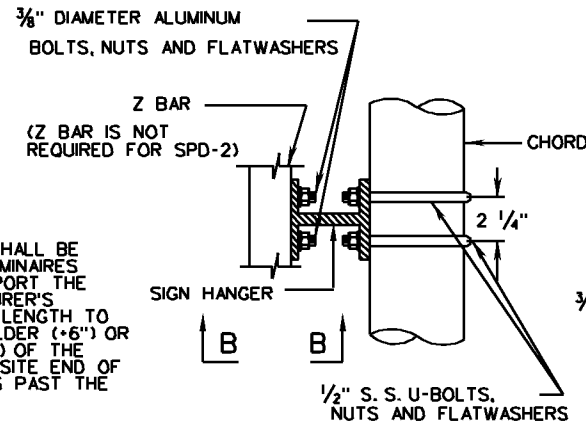


ALUMINUM SIGN HANGER W4 X 3.06 PLACED NO GREATER THAN 2' 3" FROM THE LEFT AND RIGHT EDGES OF SIGN PANEL AND THEN SPACED 4' 6" O.C. MAXIMUM.

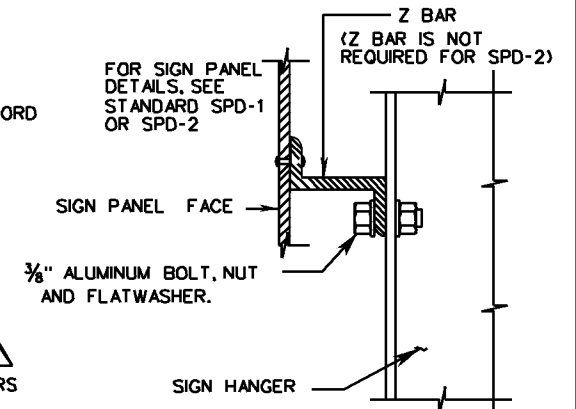
TOP OF SIGN SHALL BE TILTED TOWARDS TRAFFIC SO THAT THE SIGN FACE IS 3° FROM VERTICAL.



SECTION A-A



SECTION B-B



NOTE:

LUMINAIRE RETRIEVAL SYSTEM INCLUDING ELECTRICAL SYSTEM SHALL BE EQUAL TO "LUMI-TRAK" AND DESIGNED FOR THE NUMBER OF LUMINAIRES INDICATED ON THE PLANS. SPACING OF HANGERS USED TO SUPPORT THE RETRIEVAL SYSTEM SHALL BE IN ACCORDANCE WITH MANUFACTURER'S RECOMMENDATIONS. TURNABLE END SHALL BE OF SUFFICIENT LENGTH TO ALIGN WITH THE VERTICAL EDGE OF THE OUTSIDE PAVED SHOULDER (+6") OR SHALL BE EXTENDED 5 FEET BEYOND THE VERTICAL EDGE (+6") OF THE OUTERMOST SIGN LUMINAIRE, WHICHEVER IS GREATER. THE OPPOSITE END OF THE RETRIEVAL SYSTEM SHALL EXTEND A MINIMUM OF 6 INCHES PAST THE OUTERMOST VERTICAL EDGE OF THE SIGN HANGER ARM.

LUMINAIRES AND LUMINAIRE RETRIEVAL SYSTEM REQUIRED ONLY WHERE INDICATED ON THE PLANS.

SPECIFICATION REFERENCE

700

OVERHEAD SIGN STRUCTURE SIGN HANGER AND LUMINAIRE RETRIEVAL DETAIL

VIRGINIA DEPARTMENT OF TRANSPORTATION

VDOT

ROAD AND BRIDGE STANDARDS

REVISION DATE
6-15-09

SHEET 6 OF 7

1324.15