

#RDW#  
#RDW02

#REF00  
#REF002

#REF002  
#REF002

#REF003  
#REF003

#REF004  
#REF004

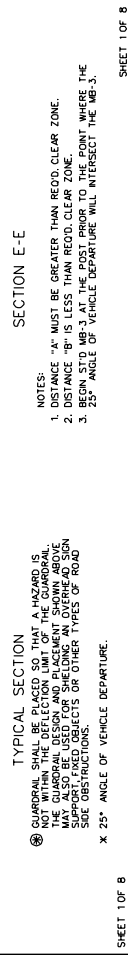
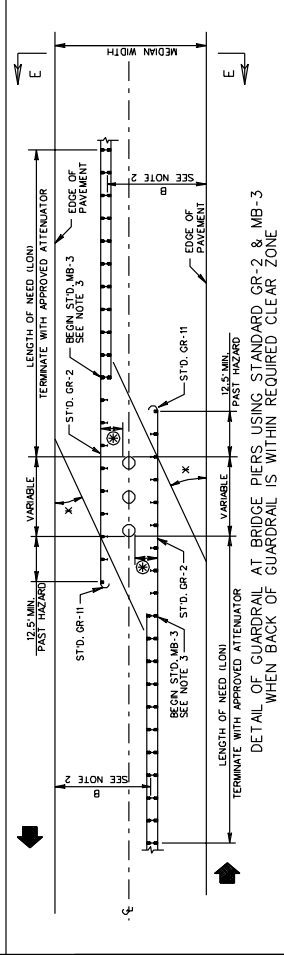
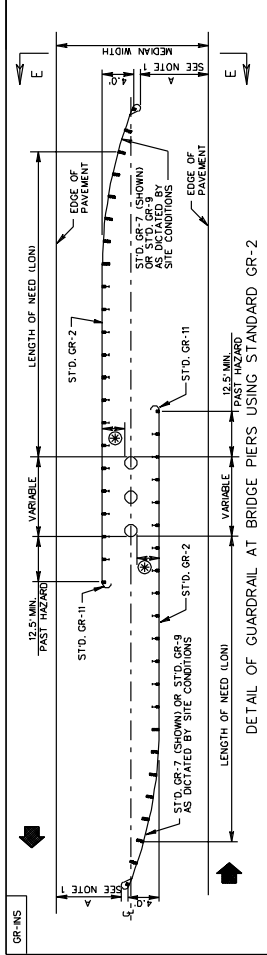
#REF005  
#REF005

#REF006  
#REF006

SURVEYED BY \_\_\_\_\_  
SUPERVISED BY \_\_\_\_\_  
DESIGNED BY \_\_\_\_\_

DESIGN FEATURES RELATING TO CONSTRUCTION OR TO REGULATION AND CONTROL OF TRAFFIC MAY BE SUBJECT TO CHANGE AS DEEMED NECESSARY BY THE DEPARTMENT

NO.	DATE	REVISION	BY	CHKD.	APP'D.
1					



**TYPICAL SECTION**

Ⓢ GUARDRAIL SHALL BE PLACED SO THAT A HAZARD IS NOT WITHIN THE DEFLECTION LIMIT OF THE GUARDRAIL. THE DEFLECTION LIMIT SHALL BE AS SHOWN IN THE SIGN SPECIFICATIONS. THE GUARDRAIL SHALL BE PLACED SO THAT OBSTACLES OR OTHER TYPES OF ROAD SURF OBSTACLES WILL INTERSECT THE MB-3.

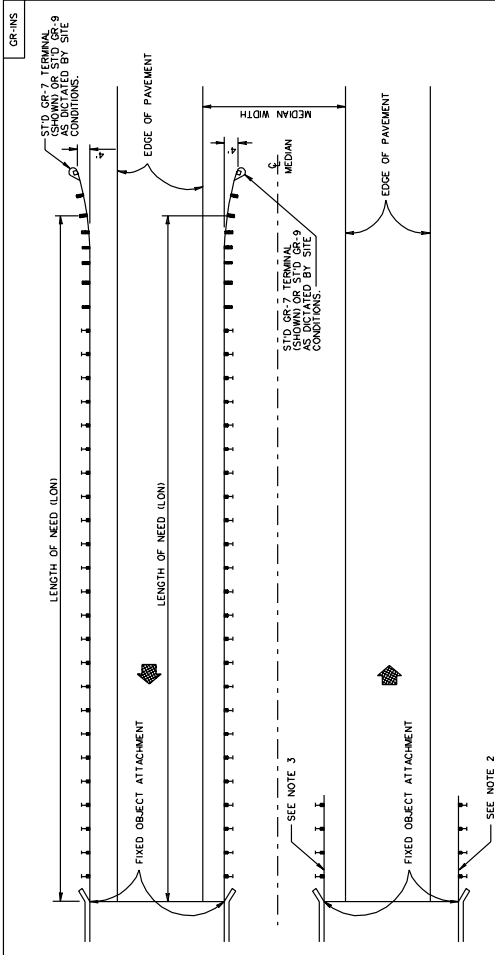
X 25° ANGLE OF VEHICLE DEPARTURE.

SHEET 1 OF 8

REV. 3/03  
501.32

W BEAM GUARDRAIL INSTALLATION CRITERIA  
VIRGINIA DEPARTMENT OF TRANSPORTATION

SHEET 1 OF 8  
SPECIFICATION REFERENCE  
221  
505



**TYPICAL SECTION**

Ⓢ GUARDRAIL SHALL BE PLACED SO THAT A HAZARD IS NOT WITHIN THE DEFLECTION LIMIT OF THE GUARDRAIL. THE DEFLECTION LIMIT SHALL BE AS SHOWN IN THE SIGN SPECIFICATIONS. THE GUARDRAIL SHALL BE PLACED SO THAT OBSTACLES OR OTHER TYPES OF ROAD SURF OBSTACLES WILL INTERSECT THE MB-3.

X 25° ANGLE OF VEHICLE DEPARTURE.

SHEET 2 OF 8

REV. 3/03  
501.34

W BEAM GUARDRAIL INSTALLATION CRITERIA  
VIRGINIA DEPARTMENT OF TRANSPORTATION

SHEET 2 OF 8  
SPECIFICATION REFERENCE  
221  
505

- NOTES:
1. IF A CUT SECTION IS CLOSER THAN 200', A STANDARD GR-6 TERMINAL IS PREFERRED.
  2. NO GUARDRAIL IS REQUIRED ON RUN-OFF UNLESS NEEDED TO SHIELD A HAZARD WITHIN THE REQUIRED CLEAR ZONE.
  3. NO GUARDRAIL IS REQUIRED ON RUN-OFF UNLESS NEEDED TO SHIELD A HAZARD WITHIN THE REQUIRED CLEAR ZONE UNLESS THE OPPOSING LANES IS WITHIN THE REQUIRED CLEAR ZONE.

NEW 3/03  
SPECIAL DESIGN SECTION  
DRAWING NO. A-146

DATE	BY	CHKD.	APP'D.