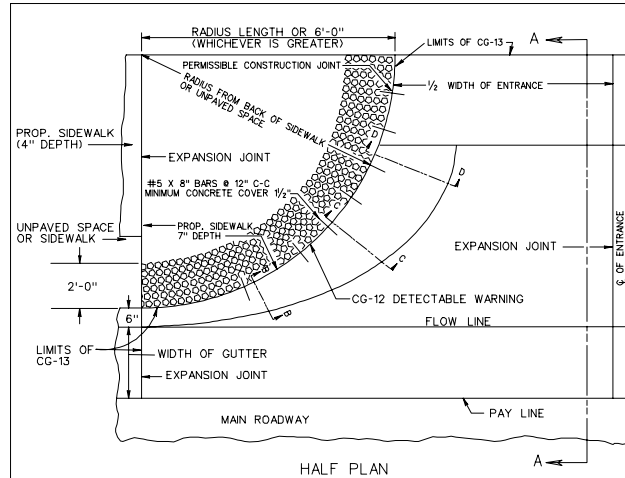


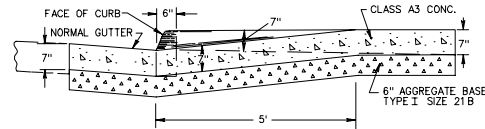
SURVEYED BY _____
SUPERVISED BY _____
DESIGNED BY _____

DESIGN FEATURES RELATING TO CONSTRUCTION OR TO REGULATION AND CONTROL OF TRAFFIC MAY BE SUBJECT TO CHANGE AS DEEMED NECESSARY BY THE DEPARTMENT

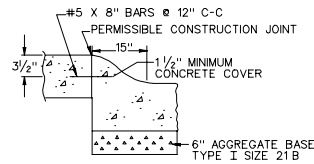
REVISED	STATE	FEDERAL AID PROJECT	ROUTE	STATE PROJECT	SHEET NO.
	VA.				



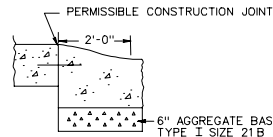
HALF PLAN



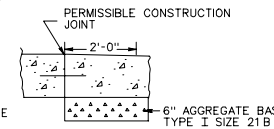
SECTION A-A



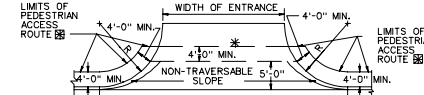
SECTION B-B



SECTION C-C



SECTION D-D



PEDESTRIAN ACCESS ROUTE DETAIL

ADDITIONAL RIGHT-OF-WAY IS REQUIRED IF THE LIMITS OF PEDESTRIAN ACCESS ROUTE EXTEND BEYOND EXISTING OR PROPOSED VDOT RIGHT-OF-WAY.

DETAIL TO BE USED WHEN THE COMBINED WIDTH OF UNPAVED SPACE AND SIDEWALK SPACE IS LESS THAN 7'.

PEDESTRIAN ACCESS ROUTES PROVIDE A CONTINUOUS UNOBSTRUCTED, STABLE, FIRM AND SLIP RESISTANT PATH CONNECTING ALL ACCESSIBLE ELEMENTS OF A FACILITY THAT CAN BE APPROACHED, ENTERED AND USED BY PEDESTRIANS.

* IF PEDESTRIAN ACCESS ROUTES ARE BEING PROVIDED, A MINIMUM 4' TRAVERSABLE WIDTH IS REQUIRED WITH MAX. 2% CROSS SLOPE.

NOTES:

1. PROP. 7" SIDEWALK IS TO BE POURED MONOLITHICALLY WITH ENTRANCE OR BY USING PERMISSIBLE CONSTRUCTION JOINT WITH REQUIRED BARS.
2. PROPOSED 7" SIDEWALK TO BE CLASS A-3 CONCRETE.
3. REQUIRED BARS ARE TO BE NO. 5X8" PLACED 1' CENTER TO CENTER ALONG BACK OF CURB, MD-DEPTH OF SIDEWALK. MINIMUM CONCRETE COVER 1/2".
4. ALL DETAILS AND DIMENSIONS NOT SHOWN ARE THE SAME AS STANDARD CG-9D.
5. THIS DESIGN MAY ALSO BE APPLIED TO OTHER ENTRANCE STANDARDS AS THE NEED ARISES.
6. WHEN USED IN CONJUNCTION WITH STANDARD CG-3 OR CG-7, THE CURB FACE ON THIS STANDARD IS TO BE ADJUSTED TO MATCH THE MOUNTABLE CURB CONFIGURATION.
7. SEE INSERTABLE SHEET A59 FOR STANDARD CG-12 DETECTABLE WARNING DETAILS.

SPECIFICATION REFERENCE

502

COMMERCIAL ENTRANCE
(HEAVY TRUCK TRAFFIC ANTICIPATED)

VIRGINIA DEPARTMENT OF TRANSPORTATION

REV. 2/06
203.08

REV. 2/06
SPECIAL DESIGN SECTION
DRAWING NO. A-108

PLAN NO.	PROJECT	FILE NO.	SHEET NO.