

SURVEYED BY _____
 SUPERVISED BY _____
 DESIGNED BY _____

DESIGN FEATURES RELATING TO CONSTRUCTION
 OR TO REGULATION AND CONTROL OF TRAFFIC
 MAY BE SUBJECT TO CHANGE AS DEEMED
 NECESSARY BY THE DEPARTMENT

REVISED	FHA REGION	STATE	FEDERAL AID PROJECT	ROUTE	STATE PROJECT	SHEET NO.

SECTION VI - REST AREAS, PARK & RIDE, AND COMMUTER LOTS.

APPENDIX VIA - 3

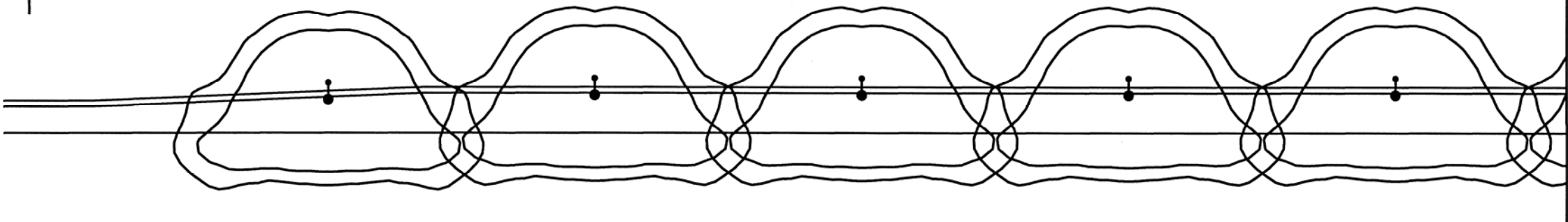
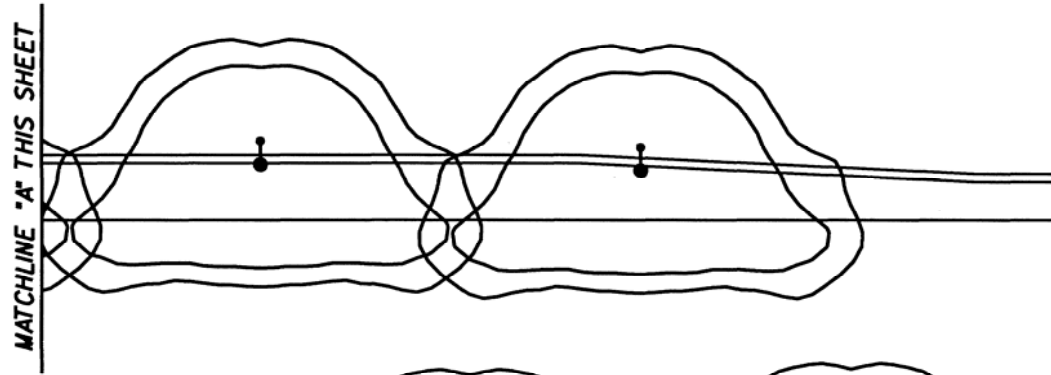

LEGEND



ROADWAY LIGHTING



ARCHITECTURAL LIGHTING



Numeric Summary							
Project: All Projects							
Label	CalcType	Units	Avg	Max	Min	Avg/Min	Max/Min
Truck Parking	Illuminance	Fc	1.19	2.30	0.35	3.40	6.57
Car Parking	Illuminance	Fc	1.08	1.95	0.32	3.38	6.09
Entrance Ramps	Illuminance	Fc	0.75	2.11	0.22	3.41	9.59
Exit Ramps	Illuminance	Fc	0.71	1.67	0.22	3.23	7.59
Vertical-Car Sidewalk	Illuminance	Fc	0.44	0.91	0.07	6.29	13.00
Vertical-Ent walk	Illuminance	Fc	0.59	1.20	0.15	3.93	8.00
Vertical-Building	Illuminance	Fc	0.66	1.04	0.17	3.88	6.18
Sidewalks	Illuminance	Fc	1.10	2.09	0.52	2.12	4.02
Luminance_Lum	Luminance_Lum	Cd/Sq	0.53	0.97	0.17	3.12	5.71
Luminance_Lv	Luminance_Lv	Cd/Sq	0.08	0.11	0.03	2.67	3.67
Dog Walk	Illuminance	Fc	0.62	1.68	0.29	2.14	5.79
Playground	Illuminance	Fc	0.71	1.83	0.37	1.92	4.95