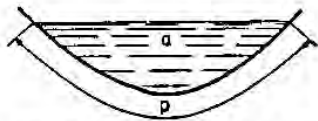
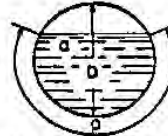


Appendix 9C-26 Values of Hydraulic Elements of Circular Section for Various Depths of Flow



a = Cross-sectional area of waterway
 p = Wetted perimeter
 $R = \frac{a}{p}$ = Hydraulic radius



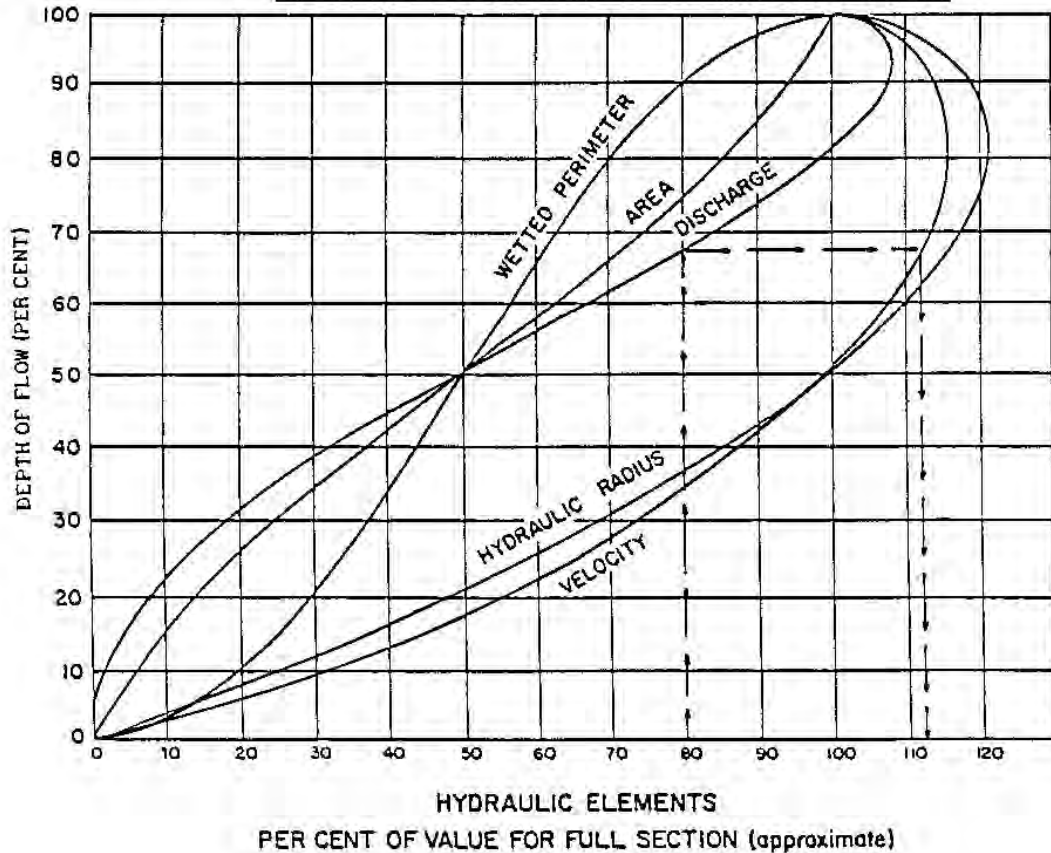
For pipes full or half full
 $R = \frac{D}{4}$

SECTION OF ANY CHANNEL

SECTION OF CIRCULAR PIPE

- V = Average or mean velocity in feet per second
- Q = a V = Discharge of pipe or channel in cubic feet per second (cfs)
- n = Coefficient of roughness of pipe or channel surface
- S = Slope of Hydraulic Gradient (water surface in open channels or pipes not under pressure, same as slope of channel or pipe invert only when flow is uniform in constant section)

HYDRAULIC ELEMENTS OF CHANNEL SECTIONS



Source: HEC No. 22