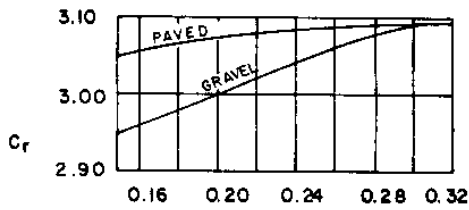
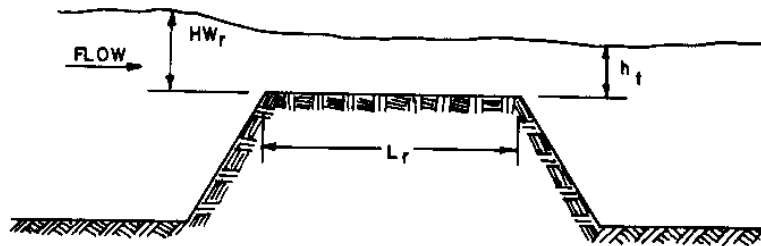
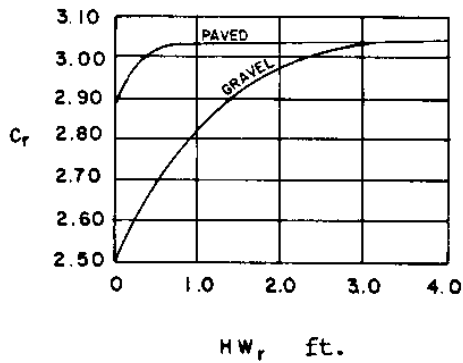


Chart 8C-60 Discharge Coefficients for Roadway Overtopping



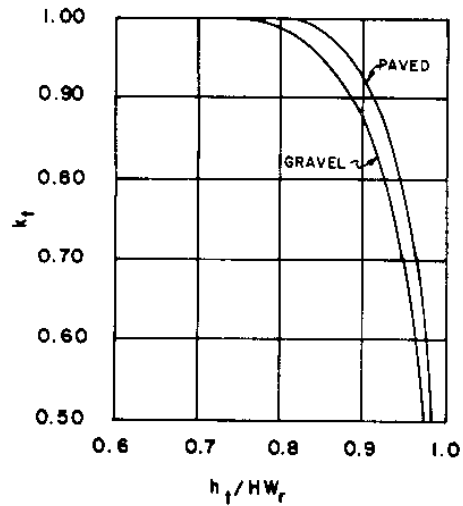
A) DISCHARGE COEFFICIENT FOR  $HW_r/L_r > 0.15$



B) DISCHARGE COEFFICIENT FOR  $HW_r/L_r \leq 0.15$

$$C_d = k_t C_r$$

$$Q_r = C_d L H W_r^{1.5}$$



C) SUBMERGENCE FACTOR

DISCHARGE COEFFICIENTS  
FOR ROADWAY OVERTOPPING